

Basic Physics

[CK-12 Foundation](#)

December 7, 2009

CK-12 Foundation is a non-profit organization with a mission to reduce the cost of textbook materials for the K-12 market both in the U.S. and worldwide. Using an open-content, web-based collaborative model termed the “FlexBook,” CK-12 intends to pioneer the generation and distribution of high quality educational content that will serve both as core text as well as provide an adaptive environment for learning.

Copyright ©2009 CK-12 Foundation

This work is licensed under the Creative Commons Attribution-Share Alike 3.0 United States License. To view a copy of this license, visit <http://creativecommons.org/licenses/by-sa/3.0/us/> or send a letter to Creative Commons, 171 Second Street, Suite 300, San Francisco, California, 94105, USA.

flexbook
next generation textbooks



Contents

1	Basic Physics-Units	5
2	Basic_Physics-SHM_Wave	11
3	Basic Physics-Light Nature	21
4	Basic Physics-Optics	27
5	Basic Physics-Force	37
6	Basic Physics-Motion	51
7	Basic Physics-Projectile Motion	63
8	Basic Physics-Momentum	71
9	Basic Physics-Energy	81
10	Basic_Physics-Heat	91
11	Basic Physics-Circular Motion	103
12	Basic_Physics-Gravity	111
13	Basic_Physics-Electrostatics	115
14	Basic Physics-DC Electric Circuits	123

Chapter 1

Basic Physics-Units



The Big Idea

Units identify what a specific number represents. For example, the number 42 can be used to represent 42 miles, 42 pounds, or 42 elephants! Without the units attached, the number is meaningless. Also, correct unit cancellation can help you find mistakes when you work out problems.

Key Concepts

- Every calculation and answer to a physics problem must include units. Even if a problem explicitly asks for a speed in meters per second (m/s), the answer is 5 m/s, not 5.
- When you're not sure how to attack a problem, you can often find the appropriate equation by thinking about which equation will provide an answer with the correct units. For instance, if you are looking to predict or calculate a distance, use the equation where all the units cancel out, with only a unit of distance remaining.
- This book uses *SI units* (La Système International d'Unités).
- When converting speeds from one set of units to another, remember the following rule of thumb: a speed measured in mi/hr is about a little more than double the value measured in m/s (*i.e.*, 10 m/s is equal to about 20 MPH). Remember that the speed itself hasn't changed, just our representation of the speed in a certain set of units.

- If a unit is named after a person, it is capitalized. So you write “10 Newtons,” or “10 N,” but “10 meters,” or “10 m.”
- Your weight is simply the force of gravity on you, so pounds are just the English version of Newtons.

Key Equations

- 1 meter = 3.28 feet
- 1 kg is equivalent to 2.21 lb. on Earth where acceleration of gravity is 9.8 m/s^2
- 1 mile = 1.61 kilometers
- 1 lb.(1 pound) = 4.45 Newtons

An Example of unit conversion:

$$\begin{aligned}
 20 \text{ m/s} &= ? \text{ mi/hr} \\
 20 \text{ m/s}(1 \text{ mi}/1600 \text{ m}) &= .0125 \text{ mi/s} \\
 .0125 \text{ mi/s}(60 \text{ s}/\text{min}) &= .75 \text{ mi}/\text{min} \\
 .75 \text{ mi}/\text{min}(60 \text{ min}/\text{hr}) &= 45 \text{ mi}/\text{hr}
 \end{aligned}$$

Calculator 101 –TI83

- **Arrow Keys:** Use the arrow keys to scroll around on the line that your typing your calculation and use the DEL key to delete anything. Use the insert key (type 2^{nd} then DEL) to add something in.
- **Calculator only does what you tell it to:** The order of operation is as follows and in order: exponents, multiplication and division, adding and subtracting.
- **Some useful tips:** The orange key in the upper left corner is very handy. If you hit this button first and then another key, the calculator will operate the command in orange above the key. Here are some good ones
- **[2nd]** then **[ENTER]** = ENTRY: the calculator will repeat the last line. If you want the one above it, do it twice. Etc.
- **[2nd]** then **[(-)]** = ANS: the calculator will put in the answer from last calculation into your equation
- **Scientific Notation:** On the calculator the best way to represent 3×10^8 is to type in 3E8, which means 3 times ten to the eighth power. You get the ‘E’ by hitting the **[2nd]** then **[,]** .
- **Common Problems:**

Student wants to divide 400 by 2π , but types ‘400/2 π ’ into calculator. The calculator reads this as ‘ 400 divided by 2 and multiplied by π ’. What you should do is either ‘400/(2 π)’ or ‘400/2’ enter then ‘/ π ’ enter.

*Student wants multiply 12 by the result of $365 - 90$, but types in ‘12 * 365 - 90’. The calculator multiplies 12 by 365 then subtracts 90. What you should do is type in ‘12 * (365 - 90)’.*

*Student types in a long series of operations on the calculator, hits enter and realizes the answer is not right. Solution is to do one operation at a time. For example, instead of typing in ‘2E3 * 10/ π + 45 * 7 - 5’. Type*

in $2E3 * 10$, hit enter then hit 'x' key then '10', hit enter, etc. Note that Answer will automatically appear if start a line with an operation (like adding, subtracting, multiplying, dividing).

Make sure you are in degree mode: hit the 'MODE' key and then use the arrow to highlight 'Degree' and hit ENTER.

Negative Exponents: You must use the white '(-)' key for negative exponents.

- **Rounding:** Round your answers to a reasonable number of digits. If the answer from the calculator is 1.369872654389, but the numbers in the problem are like 21 m/s and 12 s, you should round off to 1.4. To report the full number would be misleading (i.e. you are telling me you know something to very high accuracy, when in fact you don't). Do not round your numbers while doing the calculation, otherwise you'll probably be off a bit due to the dreaded 'round off error'.
- **Does your answer make sense:** Remember you are smarter than the calculator. Check your answer to make sure it is reasonable. For example, if you are finding the height of a cliff and your answer is 0.00034 m. That can't be right because the cliff is definitely higher than 0.34 mm. Another example, the speed of light is 3×10^8 m/s (i.e. light travels 300 million meters in one second). Nothing can go faster than the speed of light. If you calculate the speed of a car to be 2.4×10^{10} m/s, you know this is wrong and possibly a calculator typo.

Key Applications

The late, great physicist Enrico Fermi used to solve problems by making educated guesses. For instance, say you want to *guess* estimate the number of cans of soda drank by everybody in San Francisco in one year. You'll come pretty close if you guess that there are about 800,000 people in S.F., and that each person drinks on average about 100 cans per year. So, 80,000,000 cans are consumed every year. Sure, this answer is wrong, but it is likely not off by more than a factor of 10 (i.e., an "order of magnitude"). That is, even if we guess, we're going to be in the *ballpark* of the right answer. That is always the first step in working out a physics problem.

Table 1.1

Type of measurement	Commonly used symbols	Fundamental units
length or position	d, x, L	meters (m)
time	t	seconds (s)
velocity	v	meters per second (m/s)
mass	m	kilograms (kg)
force	F	Newtons (N)
energy	E, K, U, Q	Joules (J)
power	P	Watts (W)
electric charge	q, e	Coulombs (C)
temperature	T	Kelvin (K)
electric current	I	Amperes (A)
electric field	E	Newtons per Coulomb (N/C)
magnetic field	B	Tesla (T)

Pronunciation table for commonly used Greek letters

μ “mu”	τ “tau”	ϕ “phi”*	ω “omega”	ρ “rho”
θ “theta”	π “pi”	ω “omega”*	λ “lambda”	σ “sigma”*
α “alpha”	β “beta”	γ “gamma”	δ “delta”*	ϵ “epsilon”

- upper case

(a subscript zero, such as that found in “ X_0 ” is often pronounced “naught” or “not”)

Units and Problem Solving Problem Set

‘Solving a problem is like telling a story.’ -Deb Jensen 2007

For the following problems and all the problems in this book, show the equation you are using before plugging in the numbers, then show each and every step as you work down line by line to get the answer. Equally important, show the units canceling at each step.

Example:

Problem: An 8th grader is timed to run 24 feet in 12 seconds, what is her speed in meters per second?.

Solution:

$$\begin{aligned}
 D &= rt \\
 12 \text{ ft} &= r(12 \text{ s}) \\
 r &= 24 \text{ ft}/12 \text{ s} = 2 \text{ ft/s} \\
 r &= 2 \text{ ft/s} * (1\text{m}/3.28 \text{ ft}) = 0.61 \text{ m/s}
 \end{aligned}$$

1. Estimate or measure your height.
 - a. Convert your height from feet and inches to meters
 - b. Convert your height from feet and inches to centimeters (100 cm = 1 m)
2. Estimate or measure the amount of time that passes between breaths when you are sitting at rest.
 - a. Convert the time from seconds into hours
 - b. Convert the time from seconds into milliseconds (*ms*)
3. Convert the French speed limit of 140 km/hr into *mi/hr*.
4. Estimate or measure your weight.
 - a. Convert your weight in pounds on Earth into a mass in *kg*
 - b. Convert your mass from *kg* into μg
 - c. Convert your weight into Newtons
5. Find the *SI* unit for pressure (look it up on internet).
6. An English lord says he weighs 12 stones.
 - a. Convert his weight into pounds (you may have to do some research online)
 - b. Convert his weight from stones into a mass in kilograms

7. If the speed of your car increases by 10 mi/hr every 2 seconds, how many *mi/hr* is the speed increasing every second? State your answer with the units *mi/hr/s*.



8. A tortoise travels 15 meters (*m*) in two days. What is his speed in *m/s*? *mi/hr*?
9. $80\text{ m} + 145\text{ cm} + 7850\text{ mm} = X\text{ mm}$. What is *X*?
10. A square has sides of length 45 mm. What is the area of the square in mm^2 ?
11. A square with area 49 cm^2 is stretched so that each side is now twice as long. What is the area of the square now? Convert to m^2
12. A spacecraft can travel 20 km/s. How many km can this spacecraft travel in 1 hour(h)?
13. A dump truck unloads 30 kilograms (*kg*) of garbage in 40 s. How many *kg/s* are being unloaded?
14. Looking at the units for Electric field (*E*) in the table at the beginning of the chapter, what do you think the formula is for Force in an electric field?
15. Estimate the number of visitors to Golden Gate Park in San Francisco in one year. Do your best to get an answer that is right within a factor of 10. Show your work and assumptions below.
16. Estimate the number of plastic bottles of water that are used in one year at Menlo.

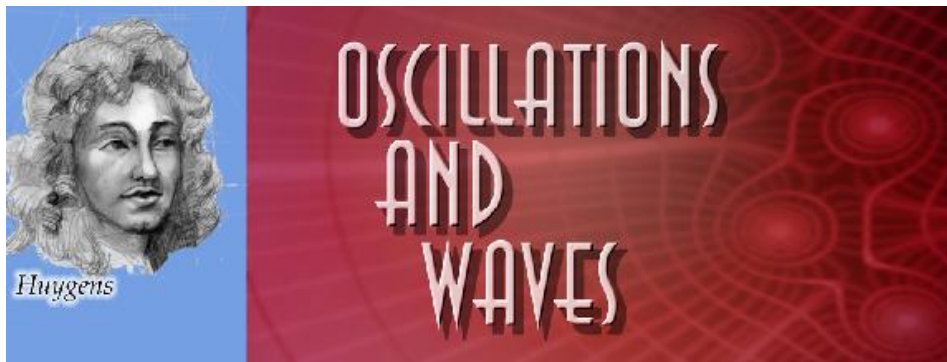
ANSWERS

1. a. A person of height 5 ft.11 in. is 1.80 m tall b. The same person is 180 cm
2. a. 3 seconds = $1/1200$ hours b. 3×10^3 ms
3. 87.5 mi/hr
4. If the person weighs 150 lb. this is equivalent to 668 N
5. Pascals (Pa), which equals N/m^2
6. 168 lb., 76.2 kg
7. 7.5 mi/hr/s
8. a. 8.7×10^{-5} m/s b. 1.9×10^{-4} mi/hr
9. 89,300 mm
10. 2025 mm^2

11. 196 cm^2
12. $72,000 \text{ km/h}$
13. 0.75 kg/s
14. $F = qE$
15. Discuss in class
16. Discuss in class

Chapter 2

Basic_Physics-SHM_Wave



“I often think about music. I daydream about music. I see my life in the form of music.”

-Albert Einstein

The Big Idea

The development of devices to measure time like a pendulum led to the analysis of *periodic motion*. Motion that *repeats itself in equal intervals of time* is called *harmonic motion*. When an object moves back and forth over the *same path* in harmonic motion it is said to be *oscillating*. If the amount of motion of an oscillating object (the distance the object travels) stays the same during the period of motion, it is called *simple harmonic motion* (SHM). A grandfather clock’s pendulum and the quartz crystal in a modern watch are examples of SHM.

Objects in motion that return to the same position after a fixed period of time are said to be in *harmonic motion*. Objects in harmonic motion have the ability to transfer some of their energy over large distances. They do so by creating waves in a medium. Imagine pushing up and down on the surface of a bathtub filled with water. Water acts as the medium that carries energy from your hand to the edges of the bathtub. Waves transfer energy over a distance without direct contact of the initial source. In this sense waves are phenomena not objects.

Key Concepts

- The oscillating object does not lose any energy in SHM. Friction is assumed to be zero.
- In harmonic motion there is always a *restorative force*, which acts in the opposite direction of the

velocity. The restorative force changes during oscillation and depends on the position of the object. In a spring the force is the spring force; in a pendulum it is the component of gravity along the path. In both cases, the force on the oscillating object is directly opposite that of the direction of velocity.

- Objects in simple harmonic motion do not obey the “Big Three” equations of motion because the acceleration is not constant. As a spring compresses, the force (and hence acceleration) increases. As a pendulum swings, the tangential component of the force of gravity changes, so the acceleration changes.
- The **period**, T , is the amount of time for the harmonic motion to repeat itself, or for the object to go one full cycle. In SHM, T is the time it takes the object to return to its exact starting point and starting direction.
- The **frequency**, f , is the number of cycles an object goes through in 1 second. Frequency is measured in Hertz (Hz). $1\text{ Hz} = 1\text{ cycle per sec}$.
- The **amplitude**, A , is the distance from the *equilibrium* (or center) *point* of motion to either its lowest or highest point (*end points*). The amplitude, therefore, is half of the total distance covered by the oscillating object. The amplitude can vary in harmonic motion but is constant in SHM.
- A *medium* is the substance through which the wave travels. For example, water acts as the medium for ocean waves, while air molecules act as the medium for sound waves.
- When a wave passes through a medium, the medium is only temporarily disturbed. When an ocean wave travels from one side of the Mediterranean Sea to the other, no actual water molecules move this great distance. Only the *disturbance* propagates (moves) through the medium.
- An object oscillating with frequency f will create waves which oscillate with the same frequency f .
- The **speed** v and **wavelength** λ of a wave depend on the nature of the medium through which the wave travels.
- There are two main types of waves we will consider: **longitudinal** waves and **transverse** waves.
- In **longitudinal** waves, the vibrations of the medium are in the *same* direction as the wave motion. A classic example is a wave traveling down a line of standing dominoes: each domino will fall in the same direction as the motion of the wave. A more physical example is a sound wave. For sound waves, high and low pressure zones move both forward and backward as the wave moves through them.
- In **transverse** waves, the vibrations of the medium are *perpendicular* to the direction of motion. A classic example is a wave created in a long rope: the wave travels from one end of the rope to the other, but the actual rope moves up and down, and not from left to right as the wave does.
- Water waves act as a mix of longitudinal and transverse waves. A typical water molecule pretty much moves in a circle when a wave passes through it.
- Most wave media act like a series of connected oscillators. For instance, a rope can be thought of as a large number of masses (molecules) connected by springs (intermolecular forces). The speed of a wave through connected harmonic oscillators depends on the distance between them, the spring constant, and the mass. In this way, we can model wave media using the principles of simple harmonic motion.
- The speed of a wave on a string depends on the material the string is made of, as well as the tension in the string. This fact is why *tightening* a string on your violin or guitar will *increase* the frequency, or pitch, of the sound it produces.
- The speed of a sound wave in air depends subtly on pressure, density, and temperature, but is about 343 m/s at room temperature.

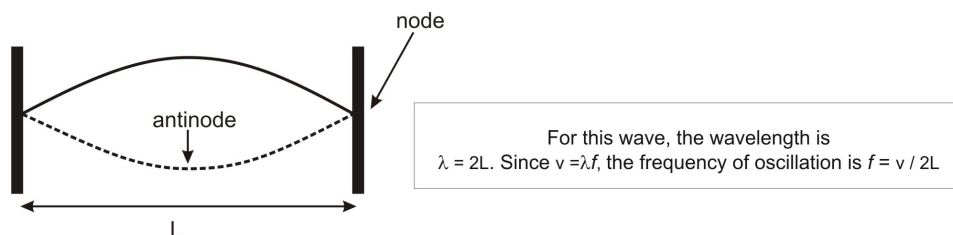
Key Equations

Table 2.1

<ul style="list-style-type: none">• $T = 1/f$	period and frequency are inversely related
<ul style="list-style-type: none">• $v = f\lambda$	wave speed equals wavelength times oscillation frequency
<ul style="list-style-type: none">• $f_{beat} = f_1 - f_2$	two interfering waves create a beat wave with frequency equal to the difference in their frequencies.


Key Applications

- *Constructive interference* occurs when two waves combine to create a larger wave. This occurs when the peaks of two waves line up.
- *Destructive interference* occurs when two waves combine and cancel each other out. This occurs when a peak in one wave lines up with a trough in the other wave.
- When waves of two different frequencies interfere, a phenomenon known as *beating* occurs. The frequency of a beat is the difference of the two frequencies.
- When a wave meets a barrier, it reflects and travels back the way it came. The reflected wave may interfere with the original wave. If this occurs in precisely the right way, a *standing wave* can be created. The types of standing waves that can form depend strongly on the speed of the wave and the size of the region in which it is traveling.
- A typical standing wave is shown below. This is the motion of a simple jump-rope. *Nodes* are the places where the rope doesn't move at all; *antinodes* occur where the motion is greatest.



- The *Doppler Effect* occurs when either the source of a wave or the observer of a wave (or both) are moving. When a source of a wave is moving towards you, the apparent frequency of the wave you detect is higher than that emitted. For instance, if a car approaches you while playing a note at 500 Hz, the sound you hear will be slightly higher. The opposite occurs (the frequency observed is lower than emitted) for a receding wave or if the observer moves away from the source. It's important to note that the speed of the wave does not change –it's traveling through the same medium so the speed is the same. Due to the relative motion between the source and the observer the frequency changes, but

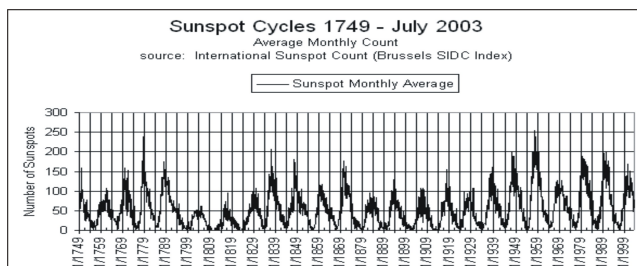
not the speed of the wave. Note that while the effect is similar for light and electromagnetic waves the formulas are not exactly the same as for sound.



SHM, Wave Motion and Sound Problem Set

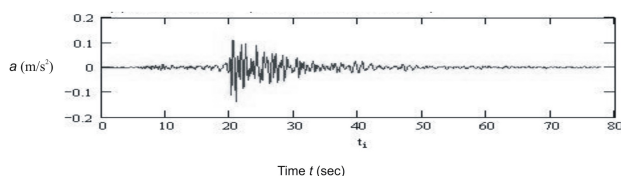
Be sure to show all your work in the space provided!

- While treading water, you notice a buoy way out towards the horizon. The buoy is bobbing up and down in simple harmonic motion. You only see the buoy at the most upward part of its cycle. You see the buoy appear 10 times over the course of one minute.
 - What is the restoring force that is leading to simple harmonic motion?
 - What are the period (T) and frequency (f) of its cycle? Use the proper units.
- Give some everyday examples of simple harmonic motion.
- The pitch of a Middle C note on a piano is 263 Hz. This means when you hear this note, the hairs (cilia) in your inner ears wiggle back and forth at this frequency.
 - What is the period of oscillation for your ear hairs?
 - What is the period of oscillation of the struck wire within the piano?
- The Sun tends to have dark, Earth-sized spots on its surface due to kinks in its magnetic field. The number of visible spots varies over the course of years. Use the graph of the sunspot cycle below to answer the following questions. (Note that this is real data from our sun, so it doesn't look like a *perfect* sine wave. What you need to do is estimate the *best* sine wave that fits this data.)



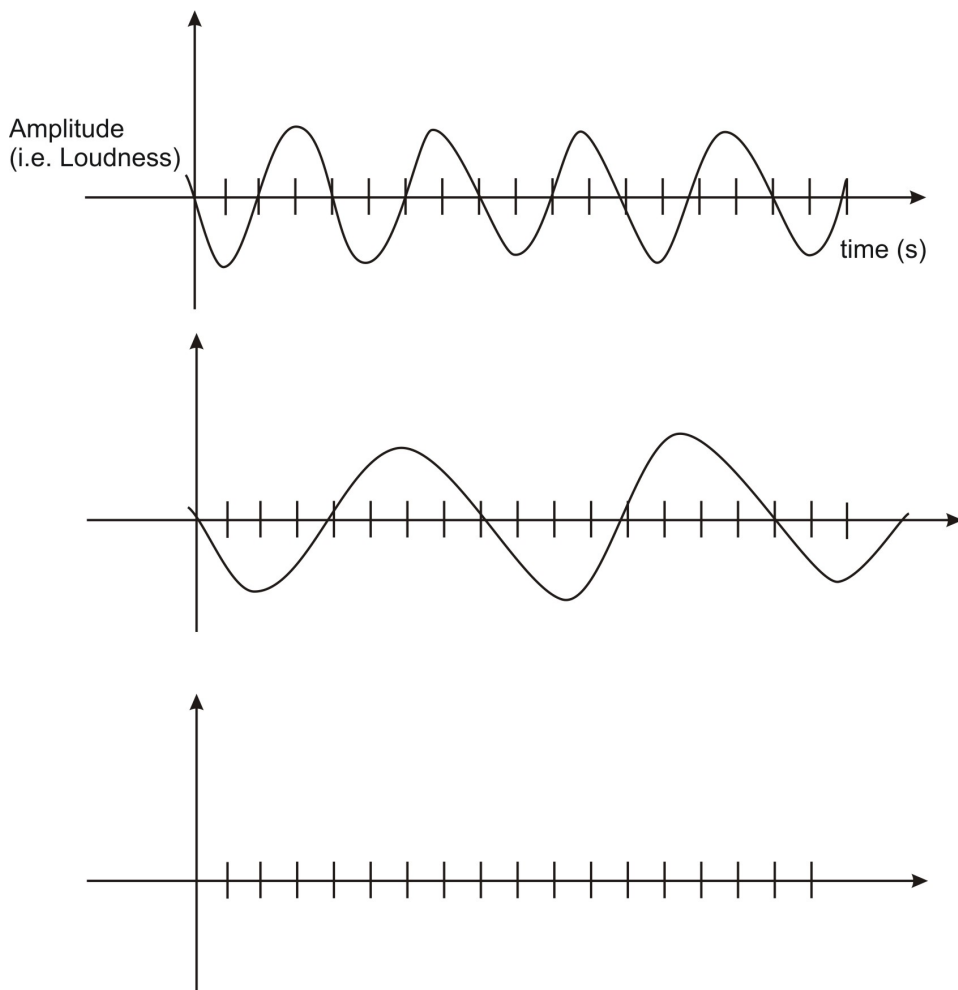
- Estimate the period T in years.
 - When do we expect the next “solar maximum?”
- Human beings can hear sound waves in the frequency range 20 Hz – 20 kHz. Assuming a speed of sound of 343 m/s, answer the following questions.
 - What is the shortest wavelength the human ear can hear?
 - What is the longest wavelength the human ear can hear?

6. The speed of light c is 300,000 km/sec. a. What is the frequency in Hz of a wave of red light ($\lambda = 0.7 \times 10^{-6}m$)?
- b. What is the period T of oscillation (in seconds) of an electron that is bouncing up and down in response to the passage of a packet of red light? Is the electron moving rapidly or slowly?
7. Radio signals are carried by electromagnetic waves (i.e. light waves). The radio waves from San Francisco radio station KMEL (106.1 FM) have a frequency of 106.1 MHz. When these waves reach your antenna, your radio converts the motions of the electrons in the antenna back into sound. a. What is the wavelength of the signal from KMEL?
- b. What is the wavelength of a signal from KPOO (89.5 FM)?
- c. If your antenna were broken off so that it was only 2 cm long, how would this affect your reception?
8. Below you will find actual measurements of acceleration as observed by a seismometer during a relatively small earthquake.




- An earthquake can be thought of as a whole bunch of different waves all piled up on top of each other.
- a. Estimate (using a ruler) the approximate period of oscillation T of the minor aftershock which occurs around $t = 40$ sec.
- b. Convert your estimated period from part (a) into a frequency f in Hz .
- c. Suppose a wave with frequency f from part (b) is traveling through concrete as a result of the earthquake. What is the wavelength λ of that wave in meters? (The speed of sound in concrete is approximately $v = 3200$ m/s.)
9. The speed of sound v in air is approximately $331.4 \text{ m/s} + 0.6 T$, where T is the temperature of the air in Celsius. The speed of light c is 300,000 km/sec, which means it travels from one place to another on Earth more or less instantaneously. Let's say on a cool night (air temperature 10° Celsius) you see lightning flash and then hear the thunder rumble five seconds later. How far away (in km) did the lightning strike?
10. Reread the difference between *transverse* and *longitudinal* waves. For each of the following types of waves, tell what type it is and why. (Include a sketch for each.)
- sound waves
 - water waves in the wake of a boat
 - a vibrating string on a guitar
 - a swinging jump rope
 - the vibrating surface of a drum
 - the "wave" done by spectators at a sports event
 - slowly moving traffic jams
11. Add together the two sound waves shown below and sketch the resultant wave. Be as exact as possible – using a ruler to line up the waves will help. The two waves have different frequencies, but the same

amplitude. What is the frequency of the resultant wave? How will the resultant wave sound different?



12. The simple bridge shown here oscillated up and down pretty violently four times every second as a result of an earthquake.



- What was the frequency of the shaking in Hz ?
 - Why was the bridge oscillating so violently?
 - Calculate two other frequencies that would be considered “dangerous” for the bridge.
 - What could you do to make the bridge safer?
13. The length of the western section of the Bay Bridge is 2.7 km.



- a. Draw a side-view of the western section of the Bay Bridge and identify all the ‘nodes’ in the bridge.
- b. Assume that the bridge is concrete (the speed of sound in concrete is 3200 m/s). What is the lowest frequency of vibration for the bridge? (You can assume that the towers are equally spaced, and that the central support is equidistant from both middle towers. The best way to approach this problem is by drawing in a wave that “works.”)
- c. What might happen if an earthquake occurs that shakes the bridge at precisely this frequency?



14. Aborigines, the native people of Australia, play an instrument called the Didgeridoo like the one shown above. The Didgeridoo produces a low pitch sound and is possibly the world’s oldest instrument. The one shown above is about 1.3 m long and open at both ends.
 - a. Knowing that when a tube is open at both ends there must be an antinode at both ends, draw the first 3 harmonics for this instrument.
 - b. Derive a generic formula for the frequency of the n th standing wave mode for the Didgeridoo, as was done for the string tied at both ends and for the tube open at one end.
15. At the Sunday drum circle in Golden Gate Park, an Indian princess is striking her drum at a frequency of 2 Hz. You would like to hit your drum at another frequency, so that the sound of your drum and the sound of her drum “beat” together at a frequency of 0.1 Hz. What frequencies could you choose?
16. Students are doing an experiment to determine the speed of sound in air. They hold a tuning fork above a large empty graduated cylinder and try to create resonance. The air column in the graduated cylinder can be adjusted by putting water in it. At a certain point for each tuning fork a clear resonance point is heard. The students adjust the water finely to get the peak resonance then carefully measure the air column from water to top of air column. (The assumption is that the tuning fork itself creates an anti-node and the water creates a node.) The following data were collected:
 - a. Fill out the last two columns in the data table.
 - b. Explain major inconsistencies in the data or results.
 - c. The graduated cylinder is 50 cm high. Were there other resonance points that could have been heard? If so what would be the length of the wavelength?
 - d. What are the inherent errors in this experiment?

Table 2.2

Frequency of tuning fork (Hz)	Length of air column (cm)	Wavelength (m)	Speed of sound (m/s)
184	46		

Table 2.2: (continued)

Frequency of tuning fork (<i>Hz</i>)	Length of air column (<i>cm</i>)	Wavelength (<i>m</i>)	Speed of sound (<i>m/s</i>)
328	26		
384	22		
512	16		
1024	24		

17.

18. A train, moving at some speed lower than the speed of sound, is equipped with a gun. The gun shoots a bullet forward at precisely the speed of sound, relative to the train. An observer watches some distance down the tracks, with the bullet headed towards him. Will the observer hear the sound of the bullet being fired before being struck by the bullet? Explain.

19. A violin string vibrates, when struck, as a standing wave with a frequency of 260 Hz. When you place your finger on the same string so that its length is reduced to $2/3$ of its original length, what is its new vibration frequency?

20. The period of a pendulum can be calculated using the formula below:

$$\bullet T_p = 2\pi\sqrt{\frac{L}{g}}$$

the period of oscillation in seconds for a pendulum (i.e. a mass swinging on a string) swinging at small angles ($\theta < 15^\circ$) with respect to the vertical depends on the length of the pendulum and the acceleration due to gravity.

On the moon, how long must a pendulum be if the period of one cycle is one second? The acceleration of gravity on the moon is $1/6$ th that of Earth.

21. You have been chosen by your physics teacher and NASA to be the first Menlo student on Mars – congratulations! Your mission, should you choose to accept it (you do), is to measure the acceleration due to gravity on Mars using only a stopwatch and a rock tied to a 12 – cm string. You must use both pieces of equipment, nothing more or less. i) Describe your experiment.

ii) If the pendulum completes 10 full swings in 11.5 sec, calculate g on Mars.

iii) Look up the accepted value for g on Mars – are you close?

iv) Suppose you want to use a new string that will give a period twice as long as your original one. How long should the string be? See if you can reason this out without actually calculating the length using the pendulum formula.

Answers:

1. a. 6s, 0.167 Hz

2. .

3. a. 0.0038sb. 0.0038s

4. a. About 11 years b. About 2014

(see <http://solarscience.msfc.nasa.gov/SunspotCycle.shtml> for more info)

5. a. 1.7 cmb. 17 m

6. a. 4.3×10^{14} Hzb. 2.3×10^{-15} s
7. a. 2.83 mb. 3.35 m
c. rule of thumb, antenna should be $\frac{1}{4}\lambda$, so quality of reception will suffer
8. a. about 1.5 sb. about 0.67 Hz
c. 2130 m (for above estimates)
9. 1.7 km
10. .
11. .
12. a. 4 Hzb. It was being driven near its resonance frequency
c. 8 Hz, 12 Hz
13. b. Same as closed at both ends
14. .
15. 1.9 Hz or 2.1 Hz
16. .
17. Struck by bullet first
18. 390 Hz
19. 4.1 cm
20. .

Chapter 3

Basic Physics-Light Nature



PART I: Nature of Light, Polarization, Color

The Big Idea

Light is a *wave* of changing electric and magnetic fields. Light waves are caused by disturbances in the electromagnetic field that permeates the universe, for example, the acceleration of charged particles (such as electrons). Light has a dual nature: at times, it acts like waves; at other times it acts like particles, called *photons*. Light travels through space at the maximum speed allowed by the laws of physics, called the speed of light. Light has no mass, but it carries energy and momentum. Of all possible paths *light rays will always take the path that takes the least amount of time* (not distance). This is known as Fermat's Principle.

Light, more generally known as Electromagnetic Waves (EM Waves), can be produced in many different wavelengths that can be very large to extremely small. EM waves can be polarized when produced or after going through a filter (natural or man-made). Polarization of light, means that the light wave oscillates in only one direction rather than unpolarized light that oscillates in two directions as it moves forward.

The visible range of light (i.e. the range of wavelengths that our eyes can detect) is a very narrow piece of the full EM spectrum. In the visible range our eyes differentiate between the different wavelengths by producing 'color' for them. When we observe something that is green, it is green to us, because the wavelength of the light hitting our eyes is around 500 nm. If the wavelength of light is slightly smaller than this it starts to look red, if it is slightly larger it looks blue. White light is the combination of all the colors. Black light is the absence of EM waves in the visible spectrum for human beings.

Key Concepts

- Light is produced when charged particles *accelerate*. As a result changing electric and magnetic fields radiate outward. The traveling electric and magnetic fields of an accelerating (often oscillating) charged particle are known as electromagnetic radiation or light.
- The color of light that we observe is nothing more than the wavelength of the light: the *longer* the wavelength, the *redder* the light.
- Light can have any wavelength at all. Our *vision* is restricted to a very narrow range of colors between red and violet.
- The spectrum of electromagnetic radiation can be roughly broken into the following ranges:

Table 3.1

Color	Wavelength Range	Comparison Size
gamma-ray (γ -ray)	10^{-11} m and shorter	atomic nucleus
x-ray	10^{-11} m – 10^{-8} m	hydrogen atom
ultraviolet (UV)	10^{-8} m – 10^{-7} m	small molecule
violet (visible)	$\sim 4 \times 10^{-7}$ m (400 nm)*	typical molecule
blue (visible)	~ 450 nm	typical molecule
green (visible)	~ 500 nm	typical molecule
red (visible)	~ 650 nm	typical molecule
infrared (IR)	10^{-6} m – 1 mm	human hair
microwave	1 mm – 10 cm	human finger
radio	larger than 10 cm	car antenna

- The brightness, or **intensity**, of light is inversely proportional to the square of the distance between the light source and the observer. This is just one of many **inverse square laws** in physics; others include gravitational and electrical forces.
- Fermat's Principle makes the angle of incident light equal to the angle of reflected light. This is the *law of reflection*.
- When light travels from one type of material (like air) into another (like glass), the speed changes due to interactions between photons and electrons. **Transparent** materials transmit the electromagnetic energy at a speed slower than c ; **opaque** materials absorb that EM energy and convert it into heat. A material may be transparent to some wavelengths of light but opaque to others.
- **Polarized** light is made of waves oscillating in only one direction: horizontal or vertical. The direction of the oscillation of the light waves is the same as the direction of oscillation of the electron *creating* the light. Unpolarized light can be polarized selectively by reflections from surfaces (glare); the orientation of the reflected light polarization is the same as that of the surface.
- White light consists of a mixture of all the visible colors: red, orange, yellow, green, blue, indigo, and violet (ROYGBIV). Our perception of the color black is tied to the *absence* of light.
- Our eyes include color-sensitive and brightness-sensitive cells. The three different color-sensitive cells (cones) can have sensitivity in three colors: red, blue, and green. Our perception of other colors is

made from the *relative amounts* of each color that the cones register from light reflected from the object we are looking at. Our brightness-sensitive cells (rods) work well in low light. This is why things look ‘black and white’ at night.

- The chemical bonds in pigments and dyes - like those in a colorful shirt - absorb light at frequencies that correspond to certain colors. When you shine white light on these pigments and dyes, some colors are absorbed and some colors are reflected. We only see the colors that objects *reflect*.

Color Addition



Table 3.2

Red	Green	Blue	Perceived color
✓	✓	✓	white
✓		✓	black
✓	✓		magenta
S	✓	✓	yellow
	✓	✓	cyan

Key Applications

- *Rayleigh scattering* occurs when light interacts with our atmosphere. The shorter the wavelength of light, the more strongly it is disturbed by collisions with atmospheric molecules. So blue light from the Sun is preferentially *scattered* by these collisions into our line of sight. This is why the sky appears blue.
- *Beautiful sunsets* ✓. The blue light and some green is scattered away, leaving only red and a little green, making the sun appear red.

Key Equations

- $c = \lambda f$; The product of the wavelength λ of the light (in meters) and the frequency f of the light (in Hz , or $1/sec$) is always equal to a constant, namely the speed of light $c = 300,000,000$ m/s.

Light Problem Set

1. Which corresponds to light of longer wavelength, UV rays or IR rays?
2. Which corresponds to light of lower frequency, x -rays or millimeter-wavelength light?
3. Approximately how many blue wavelengths would fit end-to-end within a space of one millimeter?
4. Approximately how many short (“hard”) x -rays would fit end-to-end within the space of a single red wavelength?

5. Calculate the frequency in Hz of a typical green photon emitted by the Sun. What is the physical interpretation of this (very high) frequency? (That is, what is oscillating?)
6. FM radio stations list the frequency of the light they are emitting in MHz , or millions of cycles per second. For instance, 90.3 FM would operate at a frequency of 90.3×10^6 Hz. What is the wavelength of the radio-frequency light emitted by this radio station? Compare this length to the size of your car's antenna, and make an argument as to why the length of a car's antenna should be about the wavelength of the light you are receiving.
7. Here on Earth you can run a solar calculator using a solar panel about $1 \text{ cm} \times 2 \text{ cm}$. Suppose you take your calculator to Neptune, 30 AU from the sun. (The earth-sun distance is defined as 1 AU, or *astronomical unit*).
 - a. What fraction of sunlight intensity hits your solar panel at Neptune compared with at Earth?
 - b. Design a solar panel (size) that would allow you to collect the same amount of solar power (same amount of light energy in same time) on Neptune as on Earth.
8. Our sun is 8 "light minutes" from earth.
 - a. Using the speed of light as c calculate the earth-sun distance in m , then convert it to miles (one mile = 1609 m)
 - b. The nearest galaxy to our Milky Way is the Andromeda Galaxy, 2 million light years away. How far away is the Andromeda Galaxy in miles?
9. Consult the color table for human perception under the 'Key Concepts' section and answer the questions which follow.
 - a. Your coat looks magenta in white light. What color does it appear in blue light? In green light?
 - b. Which secondary color would look black under a blue light bulb?
 - c. You look at a cyan-colored ribbon under white light. Which of the three primary colors is your eye *not* detecting?
10. Why is the sky blue? Find a family member who doesn't know why the sky is blue and explain it to them. Ask them to write a short paragraph explaining the situation and include a sketch.
11. Describe the function of the dye in blue jeans. What does the dye do to each of the various colors of visible light?
12. Explain why polarized sunglasses are often used by skiers, boaters, drivers, etc. Which way would the lenses be polarized? Draw a diagram to illustrate your answer.

Answers:

1. IR
2. millimeter-wavelength light
3. 2200 blue wavelengths
4. 65000 x -rays
5. 6×10^{14} Hz
6. 3.32 m
7. a. 1/900b. $9 \text{ m} \times 18 \text{ m}$
8. a. 8.9×10^7 mb. 1.9×10^{22}

9. a. blue b. yellow
c. red
d. red

10. .

11. .

12. .

Chapter 4

Basic Physics-Optics

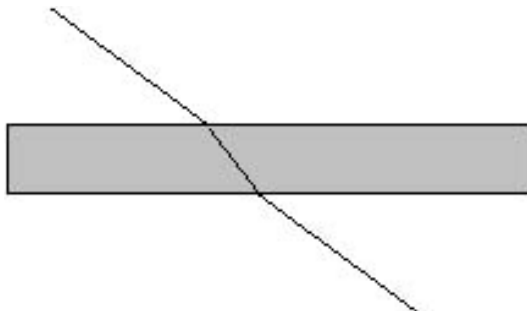


PART II: Reflection, Refraction, Mirrors and Lenses

The Big Idea

Fermat's Principle states that *light will always take the path of least amount of time* (not distance). This principle governs the paths light will take and explains the familiar phenomena of reflection, refraction, lenses and diffraction. Light rarely travels in a straight-line path. When photons interact with electrons in matter the time it takes for this interaction determines the path. For example, higher frequency blue light is refracted more than red because blue wavelengths interacts more frequently with electrons than red wavelengths and the path of least time is for blue to bend more then red in order to get out of this 'slow' area faster. The rainbows we see are a result of this. Fermat's Principle explains the many fascinating phenomena of light from rainbows to sunsets to the haloes around the moon.

Key Concepts



- Fermat's Principle makes the angle of incident light equal to the angle of reflected light. This is the *law of reflection*.
- When light travels from one type of material (like air) into another (like glass), the speed slows down due to interactions between photons and electrons. If the ray enters the material at an angle Fermat's Principle dictates that the light also changes the direction of its motion. This is called *refraction*. See the figure shown to the right, which demonstrates the refraction a light ray experiences as it passes from air into a rectangular piece of glass and out again. Because light travels at slower than usual speed in transparent materials (due to constantly being absorbed and re-emitted), the light ray bends in order to get out of this material quicker and satisfy Fermat's Principle. Note that this means that light doesn't always travel in a straight line.
- When light is refracted its *wavelength* and *speed* change; however, its frequency remains the same as the frequency of the light source.

Key Applications



Converging lens

- *Total internal reflection* occurs when light goes from a slow (high index of refraction) medium to a fast (low index of refraction) medium. With total internal reflection, light refracts *so* much it actually refracts back into the first medium. This is how fiber optic cables work: no light leaves the wire.
- *Lenses*, made from curved pieces of glass, focus or de-focus light as it passes through. Lenses that focus light are called *converging* lenses, and these are the ones used to make telescopes and cameras. Lenses that de-focus light are called *diverging* lenses.
- Lenses can be used to make visual representations, called *images*.
- *Mirrors* are made from highly reflective metal that is applied to a curved or flat piece of glass. Converging mirrors can be used to focus light – headlights, telescopes, satellite TV receivers, and solar cookers all rely on this principle. Like lenses, mirrors can create images.
- The *focal length*, f , of a lens or mirror is the distance from the surface of the lens or mirror to the place where the light is focused. This is called the *focal point* or *focus*. For diverging lenses or mirrors, the focal length is negative.
- When light rays converge in front of a mirror or behind a lens, a *real* image is formed. Real images are useful in that you can place photographic film at the physical location of the real image, expose the film to the light, and make a two-dimensional representation of the world, a photograph.

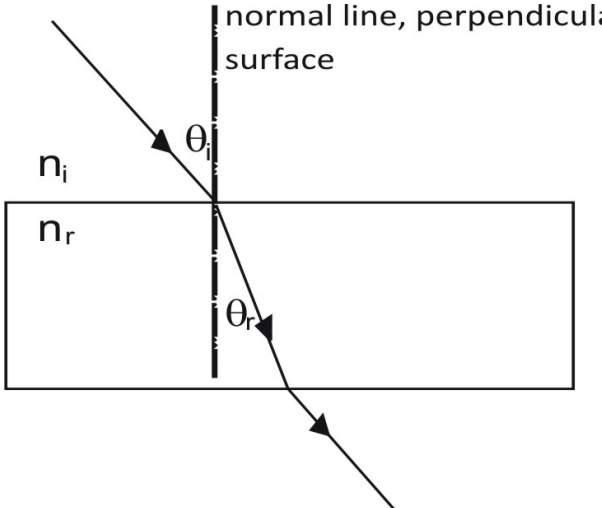


Diverging lens

- When light rays diverge in front of a mirror or behind a lens, a *virtual* image is formed. A virtual image is a trick, like the person you see “behind” a mirror’s surface when you brush your teeth. Since virtual images aren’t actually “anywhere,” you can’t place photographic film anywhere to capture them.
- Real images are upside-down, or *inverted*. You can make a real image of an object by putting it farther from a mirror or lens than the focal length. Virtual images are typically right-side-up. You can make virtual images by moving the mirror or lens closer to the object than the focal length.

Key Equations

Table 4.1

<ul style="list-style-type: none"> • $c = \lambda f$ 	<p>The product of the wavelength λ of the light (in meters) and the frequency f of the light (in Hz, or $1/sec$) is always equal to a constant, namely the speed of light $c = 300,000,000$ m/s.</p>
<ul style="list-style-type: none"> • $n = c/v$ 	<p>The index of refraction, n, is the ratio of the the speed c it travels in a vacuum to the slower speed it travels in a material. n can depend slightly on wavelength.</p>
<ul style="list-style-type: none"> • $n_i \sin(\theta_i) = n_r \sin(\theta_r)$ 	
<ul style="list-style-type: none"> • $\frac{1}{f} = \frac{1}{d_o} + \frac{1}{d_i}$ 	<p>For lenses, the distance from the center of the lens to the focus is f. Focal lengths for foci behind the lens are positive in sign. The distance from the center of the lens to the object in question is d_o, where distances to the left of the lens are positive in sign. The distance from the center of the lens to the image is d_i. This number is positive for real images (formed to the right of the lens), and negative for virtual images (formed to the left of the lens). For mirrors, the same equation holds! However, the object and image distances are both positive for real images formed to the left of the mirror. For virtual images formed to the right of the mirror, the image distance is negative</p>

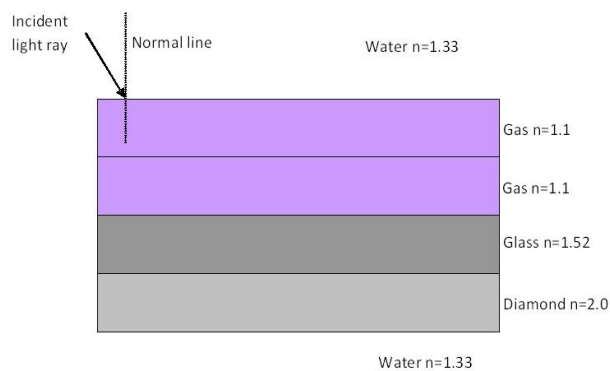
Light Problem Set

1. Consider the following table, which states the indices of refraction for a number of materials.
 - a. For which of these materials is the speed of light *slowest*?
 - b. Which two materials have the most similar indices of refraction?
 - c. What is the speed of light in cooking oil?

Table 4.2

Material	n
vacuum	1.00000
air	1.00029
water	1.33
typical glass	1.52
cooking oil	1.53
1.65	
sapphire	1.77
diamond	2.42

- 2.
3. A certain light wave has a frequency of 4.29×10^{14} Hz. What is the wavelength of this wave in empty space? In water?
4. A light ray bounces off a fish in your aquarium. It travels through the water, into the glass side of the aquarium, and then into air. Draw a sketch of the situation, being careful to indicate how the light will change directions when it refracts at each interface. Include a brief discussion of why this occurs.
5. In the “disappearing test tube” demo, a test tube filled with vegetable oil vanishes when placed in a beaker full of the same oil. How is this possible? Would a diamond tube filled with water and placed in water have the same effect?
6. Imagine a thread of diamond wire immersed in water. Can such an object demonstrate total internal reflection? Draw a picture along with your calculations.



7. The figure above is immersed in water. Draw the light ray as it enters the Gas medium through its exit back into the water medium at the bottom. Be very careful drawing your light rays, making sure that it is clear when (and by how much) the angle is increasing, when decreasing and when staying the same. You may want to calculate the refracted angles to check your light ray drawings.
8. Here’s an example of the “flat mirror problem.” Marjan is looking at herself in the mirror. Assume that her eyes are 10 cm below the top of her head, and that she stands 180 cm tall. Calculate the minimum length flat mirror that Marjan would need to see her body from eye level all the way down to her feet. Sketch at least 3 ray traces from her eyes showing the topmost, bottommost, and middle rays. *In the following five problems, you will do a careful ray tracing with a ruler (including the extrapolation of rays for virtual images). It is best if you can use different colors for the three different ray tracings. When sketching diverging rays, you should use dotted lines for the extrapolated lines behind a mirror*

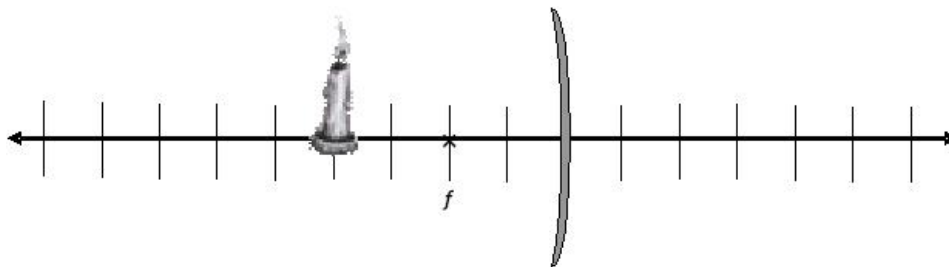
or in front of a lens in order to produce the virtual image. When comparing measured distances and heights to calculated distances and heights, values within 10% are considered “good.” Use the following cheat sheet as your guide.

Table 4.3

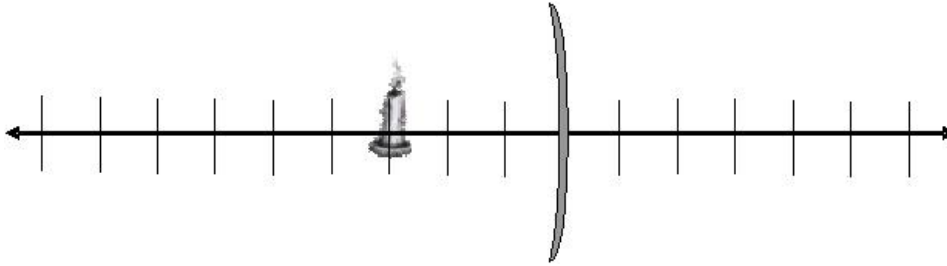
CONVERGING (CONCAVE) MIRRORS	Ray #1: Leaves tip of candle, travels parallel to optic axis, reflects back through focus. Ray #2: Leaves tip, travels through focus, reflects back parallel to optic axis. Ray #3: Leaves tip, reflects off center of mirror with an angle of reflection equal to the angle of incidence.
DIVERGING (CONVEX) MIRRORS	Ray #1: Leaves tip, travels parallel to optic axis, reflects OUTWARD by lining up with focus on the OPPOSITE side as the candle. Ray #2: Leaves tip, heads toward the focus on the OPPOSITE side, and emerges parallel to the optic axis. Ray #3: Leaves tip, heads straight for the mirror center, and reflects at an equal angle.
CONVERGING (CONVEX) LENSES	Ray #1: Leaves tip, travels parallel to optic axis, refracts and travels to through to focus. Ray #2: Leaves tip, travels through focus on same side, travels through lens, and exits lens parallel to optic axis on opposite side. Ray #3: Leaves tip, passes straight through center of lens and exits without bending.
DIVERGING (CONCAVE) LENSES	Ray #1: Leaves tip, travels parallel to optic axis, refracts OUTWARD by lining up with focus on the SAME side as the candle. Ray #2: Leaves tip, heads toward the focus on the OPPOSITE side, and emerges parallel from the lens. Ray #3: Leaves tip, passes straight through the center of lens and exits without bending.

9.

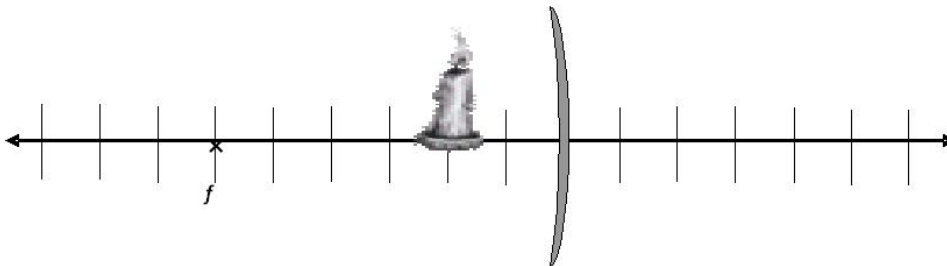
10. Consider a concave mirror with a focal length equal to two units, as shown below. a. *Carefully* trace three rays coming off the top of the object in order to form the image.



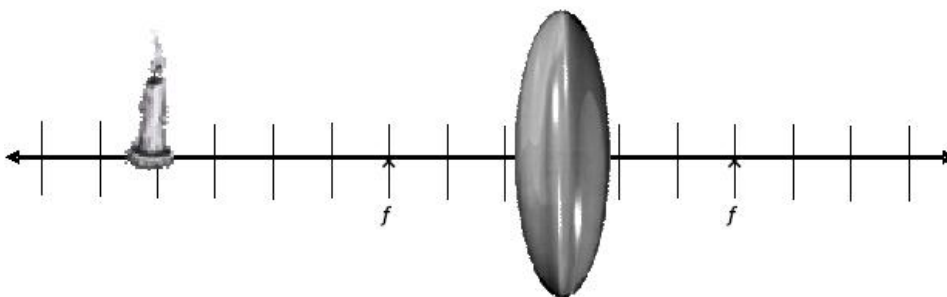
- b. Measure d_o and d_i and record their values below
 - c. Use the mirror/lens equation to calculate d_i .
 - d. Find the percent difference between your measured d_i and your calculated d_i .
 - e. Measure the magnification M in your ray tracing above.
11. Consider a concave mirror with unknown focal length that produces a virtual image six units behind the mirror. a. Calculate the focal length of the mirror and draw $an \times at$ the position of the focus. b. *Carefully* trace three rays coming off the top of the object and show how they converge to form the image.



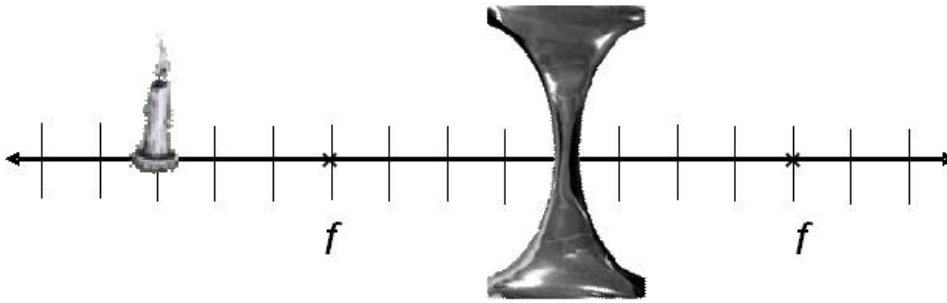
- c. Does your image appear bigger or smaller than the object?
12. Consider a concave mirror with a focal length equal to six units. a. *Carefully* trace three rays coming off the top of the object and form the image.



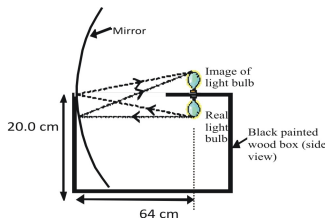
- b. Measure d_o and d_i .
 - c. Is it an imaginary image or a real one?
 - d. Use the mirror/lens equation to calculate d_i .
 - e. Find the percent difference between your measured d_i and your calculated d_i .
 - f. Measure the magnification M from your drawing above.
13. Consider a converging lens with a focal length equal to three units. a. *Carefully* trace three rays coming off the top of the object and form the image. Remember to treat the center of the lens as the place where the light ray bends.



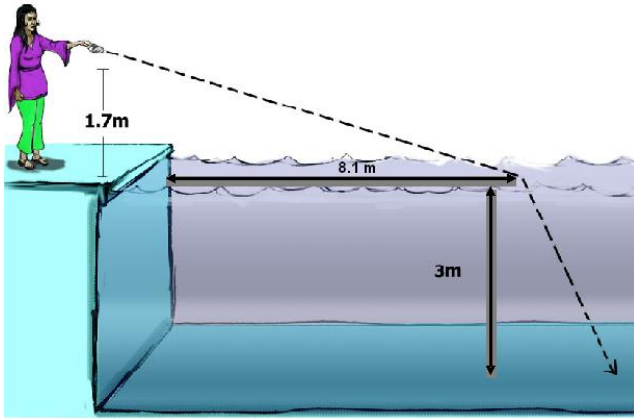
- b. Measure d_o and d_i .
 - c. Use the mirror/lens equation to calculate d_i .
 - d. Find the percent difference between your measured d_i and your calculated d_i .
 - e. Measure the magnification M from your drawing above.
14. Consider a diverging lens with a focal length equal to four units. a. *Carefully* trace three rays coming off the top of the object and show where they converge to form the image.



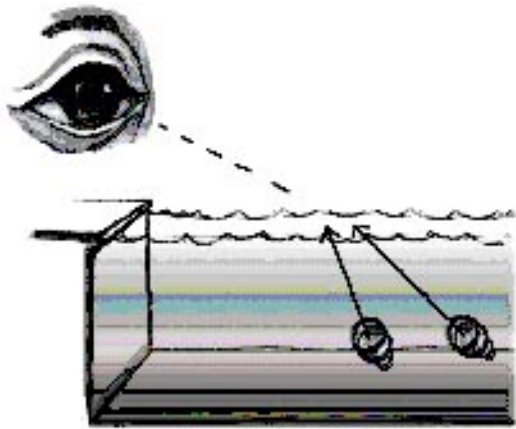
- b. Measure d_o and d_i .
 - c. Use the mirror/lens equation to calculate d_i .
 - d. Find the percent difference between your measured d_i and your calculated d_i .
 - e. Measure the magnification M from your drawing above.
15. A piece of transparent goo falls on your paper. You notice that the letters on your page appear smaller than they really are. Is the goo acting as a converging lens or a diverging lens? Explain. Is the image you see real or virtual? Explain.
16. An object is placed 30 mm in front of a lens. An image of the object is formed 90 mm behind the lens.
- a. Is the lens converging or diverging? Explain your reasoning.
 - b. (optional) What is the focal length of the lens?
17. Little Red Riding Hood (*aka* R-Hood) gets to her grandmother's house only to find the Big Bad Wolf (*aka* BBW) in her place. R-Hood notices that BBW is wearing her grandmother's glasses and it makes the wolf's eyes look magnified (bigger).
- a. Are these glasses for near-sighted or far-sighted people? For full credit, explain your answer thoroughly. You may need to consult some resources online.
 - b. Create a diagram below of how these glasses correct a person's vision.
18. To the right is a diagram showing how to make a "ghost light bulb." The real light bulb is below the box and it forms an image of the exact same size right above it. The image looks very real until you try to touch it. What is the focal length of the concave mirror?



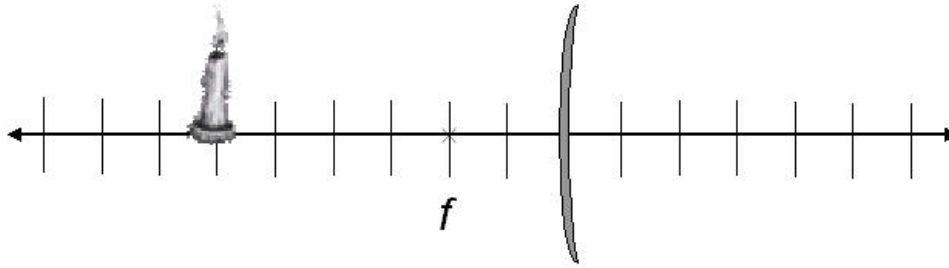
OPTIONAL PROBLEMS USING SNELL'S LAW



19. Nisha stands at the edge of an aquarium 3.0 m deep. She shines a laser at a height of 1.7 m that hits the water of the pool 8.1 m from the edge. a. Draw a diagram of this situation. Label all known lengths.
- b. How far from the edge of the pool will the light hit bottom?
- c. If her friend, James, were at the bottom and shined a light back, hitting the same spot as Nisha's, how far from the edge would he have to be so that the light never leaves the water?
20. A light source sits in a tank of water, as shown.



- a. If one of the light rays coming from inside the tank of water hits the surface at 35.0° , as measured from the normal to the surface, at what angle will it enter the air?
- b. Now suppose the incident angle in the water is 80° as measured from the normal. What is the refracted angle? What problem arises?
- c. Find the *critical angle* for the water-air interface. This is the incident angle that corresponds to the largest possible refracted angle, 90° .
21. **Optional Problem with Convex Mirror**
22. Consider a convex mirror with a focal length equal to two units. a. *Carefully* trace three rays coming off the top of the object and form the image.



- b. Measure d_o and d_i .
- c. Use the mirror/lens equation to calculate d_i .
- d. Find the percent difference between your measured d_i and your calculated d_i .
- e. Measure the magnification M from your drawing above.

Answers

1. a. Diamond b. vacuum & air
c. 1.96×10^8 m/s
2. 6.99×10^{-7} m; 5.26×10^{-7} m
3. .
4. .
5. .
6. .
7. 85 cm
8. c. 4 units e. -1
9. a. 6 units c. bigger (about twice as big)
10. b. $d_o = 2$ units, $d_i \sim 3$ units, imaginary image c. 3 units
e. Image should be about 1.5 times as big
11. c. $2\frac{1}{4}$ units e. About $\frac{3}{4}$ as big
12. c. 5.3 units.
13. .
14. b. 22.5 mm
15. .
16. 32 cm
17. a. 11.4 mb. 11.5 m
18. a. 49.7° b. no such angle, it reflects
c. 48.8°
19. c. 1.5 units e. About $\frac{2}{3}$ as big

Chapter 5

Basic Physics-Force



The Big Idea

Acceleration is caused by force. All forces come in pairs because they arise in the interaction of two objects — you can't hit without being hit back! The more force applied, the greater the acceleration that is produced. Objects with high masses are difficult to accelerate without a large force. In the absence of applied forces, objects simply keep moving at whatever speed they are already going. In formal language¹:

¹ *Principia in modern English, Isaac Newton, University of California Press, 1934*

Table 5.1

<i>Newton's 1st Law:</i>	<i>Every body continues in its state of rest, or of uniform motion in a right (straight) line, unless it is compelled to change that state by forces impressed upon it.</i>
<i>Newton's 2nd Law:</i>	<i>The change of motion is proportional to the motive force impressed; and is made in the direction of the right (straight) line in which that force is impressed.</i>
<i>Newton's 3rd Law:</i>	<i>To every action there is always opposed an equal reaction: or, the mutual actions of two bodies upon each other are always equal, and directed to contrary parts.</i>

Key Concepts

- An object will not change its state of motion (i.e., accelerate) unless an unbalanced force acts on it. Equal and oppositely directed forces do not produce acceleration.
- If no unbalanced force acts on an object the object remains at constant velocity or at rest.
- The force of gravity is called weight and equals mg , where g is the acceleration due to gravity of the planet ($g = 9.8 \text{ m/s}^2 \sim 10 \text{ m/s}^2$, downward, on Earth).
- Your mass does not change when you move to other planets, because mass is a measure of how much *matter* your body contains, and not how much gravitational force you feel.
- Newton's 3rd Law states for every force there is an equal but opposite reaction force. To distinguish a third law pair from merely oppositely directed pairs is difficult but very important. Third law pairs must obey three rules: they must be of the same type of force, they are exerted on two different objects and they are equal in magnitude and oppositely directed. *Example:* A block sits on a table. The Earth's gravity on the block and the force of the table on the block are equal and opposite. **But these are not third law pairs**, because they are both on the same object and the forces are of different types. The proper third law pairs are: (1) earth's gravity on block/block's gravity on earth and (2) table pushes on block/ block pushes on table.
- **Pressure** is often confused with force. Pressure is force spread out over an area; a small force exerted on a very small area can create a very large pressure; ie, poke a pin into your arm!

Key Equations

Table 5.2

<ul style="list-style-type: none"> • $a = F_{net} / m$ 	
<hr/> or $F_{net} = \Sigma F_{individual\ forces} = \tilde{\quad}$ ma	the acceleration produced depends on the net force on an object and its mass.
$F_{netx} = \Sigma F_{x-direction\ forces} = \tilde{\quad}$ ma_x	the net force is the vector sum of all the forces acting on the object.
$F_{net\ y} = \Sigma F_{y-direction\ forces} = \tilde{\quad}$ ma_y	
<ul style="list-style-type: none"> • $F_g = mg$ 	the force of gravity acting on an object, often simply called the "weight" of the object. On Earth, $g = 9.8 \text{ m/s}^2$ in the downward direction.
<ul style="list-style-type: none"> • N or F_N 	the normal force is a contact force that acts in a perpendicular direction to a surface. ²
<ul style="list-style-type: none"> • T or F_T 	the force of tension is a force that acts in strings, wires, ropes, and other non-stretchable lines of material. ²

Table 5.2: (continued)

<ul style="list-style-type: none"> • $a = F_{net}/m$ 		
<ul style="list-style-type: none"> • f 	;	the force of friction acting between two surfaces, can be at rest (static friction) or moving (kinetic friction)
<ul style="list-style-type: none"> • $P = F/A$;	Pressure is a force exerted over some area

² Ultimately, many of these “contact” forces are due to attractive and repulsive electromagnetic forces between atoms in materials.

Problem Solving for Newton’s Laws, Step-By-Step

1. *Figure out which object is “of interest.”*

If you’re looking for the motion of a rolling cart, the cart is the object of interest. Draw a sketch! This may help you sort out which object is which in your problem.

2. *Using your object as the “origin”, draw an $x - y$ coordinate system on your sketch.*

This will help you properly place the directions of all your forces. Label to the right the $+x$ direction and up as the $+y$ direction. Label the mass.

3. *Identify all the forces acting on the object and draw them on object. (This is a free-body diagram –FBD) LABEL all forces – not with numbers, but with the symbol representing the force; ie, T is tension, mg is weight, N is normal, etc. Be careful - If you can’t identify a force it may not really exist! INERTIA IS NOT A FORCE!*

- If the object has mass and is near the Earth, the easiest (and therefore first) force to write down is the force of gravity, pointing downward, with value “ mg ”.
- If the object is in contact with a surface, it means there is a normal force acting on the object. This normal force points *away* from and is perpendicular to the surface.
- There may be more than one normal force acting on an object. For instance, if you have a bologna sandwich, remember that the slice of bologna feels normal forces from both the slices of bread!
- If a rope, wire, or cord is pulling on the object in question, you’ve found yourself a tension force. The direction of this force is in the same direction that the rope is pulling (you can’t push on a rope!). Don’t worry about what’s on the OTHER end of the rope – it’s just “tension”.
- Remember that Newton’s 3rd Law, calling for “equal and opposite forces,” does not apply to a single object. Only include forces acting on the ONE object you have identified.

f. Recall that scales (like a bathroom scale you weigh yourself on) read out the normal force acting on you, not your weight. If you are at rest on the scale, the normal force equals your weight. If you are accelerating up or down, the normal force had better be higher or lower than your weight, or you won't have an unbalanced force to accelerate you.

g. Never include “ma” as a force acting on an object. “ma” is the *result* for which the net force F_{net} is the *cause*.

4. Identify which forces are in the x -direction, which are in the y -direction, and which are at an angle.

a. If a force is upward, make it in the y -direction and give it a positive sign. If it is downward, make it in the y -direction and give it a negative sign.

b. Same thing applies for right vs. left in the x -direction. Make rightward forces positive.

5. “Fill in” to Newton’s second law:

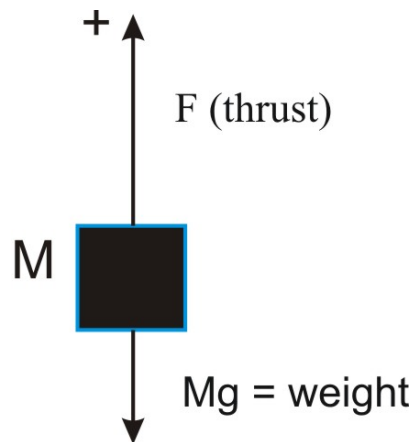
$$\begin{array}{c} \Sigma F_{\text{individual forces}} = ma. \\ \text{Or } \Sigma F_{\text{direction forces}} = ma. \end{array}$$

Add forces from diagram
always ma on right side!

a. Remember that all the rightward forces add with a plus (+) sign, and that all the leftward forces add with a minus (−) sign.

b. Now repeat, but for the y -forces and this will be equal to the mass multiplied by the acceleration in the “ y ”-direction.

Example: FBD - Rocket accelerating upward, $F = 500 \text{ N}$, $M = 10 \text{ kg}$. $a = ?$



Use FBD to “fill in” Newton’s second law equation:

$$\begin{aligned} \Sigma F_{\text{individual forces}} = m a \text{ or, in this case, } \Sigma F_{y\text{-direction forces}} = m a_y \\ F - Mg = Ma \\ 500\text{N} - 10\text{kg}(10 \text{ m/s}^2) = 10\text{kg} (a) \\ a = 40\text{m/s}^2 \end{aligned}$$

Newton's Laws Problem Set


1. Is there a net force on a hammer when you hold it steady above the ground? If you let the hammer drop, what's the net force on the hammer while it is falling to the ground?
2. If an object is moving at constant velocity or at rest, what is the minimum number of forces acting on it (other than zero)?
3. If an object is accelerating, what is the minimum number of forces acting on it?
4. You are standing on a bathroom scale. Can you reduce your weight by pulling up on your shoes? (Try it.) Explain.
5. When pulling a paper towel from a paper towel roll, why is a quick jerk more effective than a slow pull?
6. A stone with a mass of 10 kg is sitting on the ground, not moving.
 - a. What is the weight of the stone?
 - b. What is the normal force acting on the stone?
7. For a boy who weighs 500 N on Earth what are his mass and weight on the moon (where $g = 1.6 \text{ m/s}^2$)?



8. The man is hanging from a rope wrapped around a pulley and attached to both of his shoulders. The pulley is fixed to the wall. The rope is designed to hold 500 N of weight; at higher tension, it will break. Let's say he has a mass of 80 kg. Draw a free body diagram and explain (using Newton's Laws) whether or not the rope will break.



9. Now the man ties one end of the rope to the ground and is held up by the other. Does the rope break in this situation? What precisely is the difference between this problem and the one before?
10. Draw arrows representing the **forces** acting on the cannonball as it flies through the air. Assume that air resistance is small compared to gravity, but not negligible.



11. Draw free body diagrams (FBDs) for all of the following objects involved (in **bold**) and label all the forces appropriately. Make sure the lengths of the vectors in your FBDs are proportional to the strength of the force: smaller forces get shorter arrows!



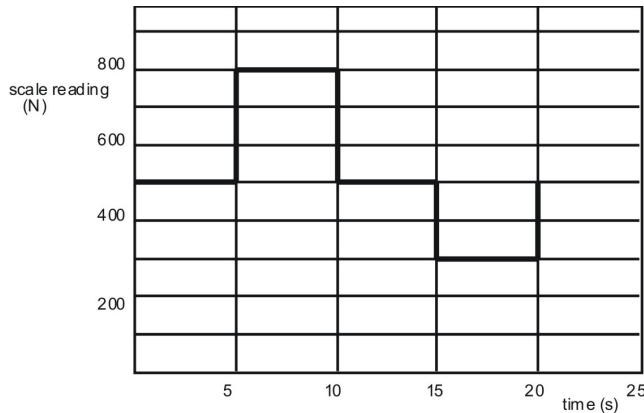
- a. A **man** stands in an elevator that is accelerating upward at 2 m/s^2 .
- b. A boy is dragging a **sled** at a constant speed. The boy is pulling the sled with a rope at a 30° angle.
- c. The **picture** shown here is attached to the ceiling by three wires.

- d. A **bowling ball** rolls down a lane at a constant velocity.
- e. A **car** accelerates down the road. There is friction f between the tires and the road.
12. Mary is trying to make her 70.0 – kg St. Bernard to out the back door but the dog refuses to walk. The force of friction between the dog and the floor is 350 N, and Mary pushes horizontally. a. Draw a FBD for the problem, labeling all forces.
- b. How hard must Mary push in order to move the dog with a constant speed? Explain your answer.
- c. If Mary pushes with a force of 400 N, what will be the dog's acceleration?
- d. If her dog starts from rest, what will be her dog's final velocity if Mary pushes with a force of 400 N for 3.8 s?
13. A crane is lowering a box of mass 50 kg with an acceleration of 2.0 m/s^2 . a. Find the tension F_T in the cable.
- b. If the crane lowers the box at a constant speed, what is the tension F_T in the cable?
14. A rocket of mass 10,000 kg is accelerating up from its launch pad. The rocket engines exert a vertical upward force of $3 \times 10^5 \text{ N}$ on the rocket. a. Calculate the weight of the rocket.
- b. Draw a FBD for the rocket, labeling all forces.
- c. Calculate the acceleration of the rocket (assuming the mass stays constant).
- d. Calculate the height of the rocket after 12.6 s of acceleration, starting from rest.
- e. In a REAL rocket, the mass decreases as fuel is burned. How would this affect the acceleration of the rocket? Explain briefly.

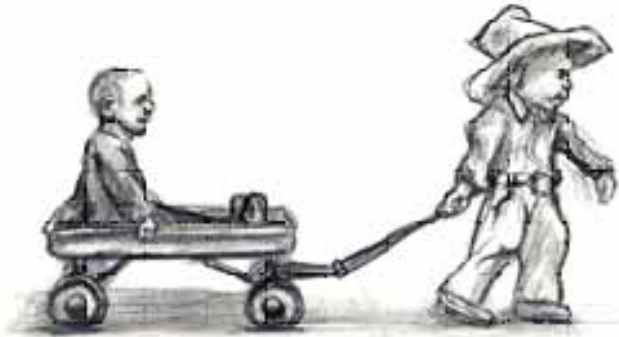


15. It's a dirty little Menlo secret that every time the floors in Stent Hall are waxed, Mr. Colb likes to slide down the hallway in his socks. Mr. Colb weighs 950 N and the force of friction acting on him is 100 N. a. Draw a FBD for Mr. Colb.

- b. Calculate Mr. Colb's acceleration down the hall.
- c. Oh no! There's an open door leading nowhere at the end of the second floor hallway! Mr. Colb is traveling at 2.8 m/s when he becomes a horizontally launched projectile and plummets to the ground below (don't worry, he lands on a pile of backpacks and only his pride is injured). If the window is 3.7 m high, calculate how far from the base of the wall Mr. Colb lands.
16. A physics student weighing 500 N stands on a scale in an elevator and records the scale reading over time. The data are shown in the graph below. At time $t = 0$, the elevator is at rest on the ground floor.



- a. Draw a FBD for the person, labeling all forces.
- b. What does the scale read when the elevator is at rest?
- c. Calculate the acceleration of the person from 5-10 sec.
- d. Calculate the acceleration of the person from 10-15 sec. Is the passenger at rest?
- e. Calculate the acceleration of the person from 15-20 sec. In what direction is the passenger moving?




17. Nathan pulls his little brother in wagon, using a rope inclined at 30° above the horizontal. The wagon and brother have a total mass of 80 kg, the force of friction on the wagon is 60 N, and Nathan pulls on the rope with a force of 100 N.
- a. Draw a force diagram for the wagon, labeling all forces.
- b. Calculate the horizontal and vertical components of Nathan's pull. Label them on your diagram (use dotted lines for components so as not to confuse them with other forces).
- c. Calculate the horizontal acceleration of the wagon.
18. Estimate the pressure in Pascals that you exert on the ground when you stand in your bare feet. Clearly state your assumptions.

19. VW Bug hits a huge truck head-on. Each vehicle was initially going 50 MPH. a. Which vehicle experiences the greater force?
 b. Which experiences the greater acceleration? Explain briefly.
20. Is it possible for me to wave my hand and keep the rest of my body *perfectly* still? Why or why not?
21. How does a rocket accelerate in space, where there is nothing to ‘push off’ against?

ANSWERS (using $g = 10 \text{ m/s}^2$):

1. Zero; weight of the hammer minus the air resistance.
2. 2 forces
3. 1 force
4. No
5. The towel’s inertia resists the acceleration
6. a. 100 Nb. 100 N
7. 50 kg; 80 N
8. The rope will not break because his weight of 800 N is distributed between the two ropes.
9. Yes, because his weight of 800 N is greater than what the rope can hold.
10. .
11. .
12. b. $F = 350 \text{ N}$ c. $a = .71 \text{ m/s}^2$
13. a. 400 Nb. 500 N
14. a. 100,000 Nb. 20 m/s^2
15. b. -1.1 m/s^2 c. 0.65 m
16. b. 500 N c. 6 m/s^2
 d. 0
 e. -4 m/s^2
17. b. $F_x = 87 \text{ N}$, $F_y = 50 \text{ N}$ c. $.34 \text{ m/s}^2$
18. .
19. .
20. .
21. .

OPTIONAL PROBLEMS



1. The physics professor holds an eraser up against a wall by pushing it directly against the wall with a completely horizontal force of 20 N. The eraser has a mass of 0.5 kg. The wall has coefficients of friction $\mu_S = 0.8$ and $\mu_K = 0.6$.
 - a. Draw a free body diagram for the eraser.
 - b. What is the normal force F_N acting on the eraser?
 - c. What is the maximum mass m the eraser could have and still not fall down?
 - d. What would happen if the wall and eraser were both frictionless?
2. A tug of war erupts between you and your sweetie. Assume your mass is 60 kg and the coefficient of friction between your feet and the ground is 0.5 (good shoes). Your sweetie's mass is 85 kg and the coefficient of friction between his/her feet and the ground is 0.35 (socks). Who is going to win? Explain, making use of a calculation. The force of friction can actually be described in terms of the *coefficient of friction*, μ . It is determined experimentally and varies depending upon the two surfaces in contact.

- $f_s \leq \mu_s F_N$


the force of static friction acts between two surfaces that are in contact but not in motion with respect

to each other. This force prevents objects from sliding. It always opposes potential motion, and it rises in magnitude to a maximum value given by this formula.²

- $f_k = \mu_k F_N$

the force of kinetic friction acts between two surfaces that are in contact and in motion with respect to each other. This force slows sliding objects. It always opposes motion.²

3. A block has a little block hanging out to its side, as shown:



As you know, if the situation is left like this, the little block will just fall. But if we accelerate the leftmost block to the right, this will create a normal force between the little block and the big block, and if there is a coefficient of friction between them, then the little block won't slide down.

- The mass of the little block is 0.15 kg. What frictional force is required to keep it from falling? (State a magnitude and direction.)
- If both blocks are accelerating to the right with an acceleration $a = 14.0 \text{ m/s}^2$, what is the normal force on the little block provided by the big block?
- What is the minimum coefficient of static friction required?



4. A stunt driver is approaching a cliff at very high speed. Sensors in his car have measured the acceleration and velocity of the car, as well as all forces acting on it, for various times. The driver's motion can be broken down into the following steps: Step 1:

The driver, beginning at rest, accelerates his car on a horizontal road for ten seconds. Sensors show that there is a force in the direction of motion of 6000 N, but additional forces acting in the opposite direction with magnitude 1000 N. The mass of the car is 1250 kg.

Step 2:


Approaching the cliff, the driver takes his foot of the gas pedal (There is no further force in the direction of motion.) and brakes, increasing the force opposing motion from 1000 N to 2500 N. This continues for five seconds until he reaches the cliff.

Step 3:


The driver flies off the cliff, which is 44.1 m high, and begins projectile motion.

- Ignoring air resistance, how long is the stunt driver in the air?
- For Step 1:

- i. Draw a free body diagram, naming all the forces on the car.
 - ii. Calculate the magnitude of the net force.
 - iii. Find the change in velocity over the stated time period.
 - iv. Make a graph of velocity in the x -direction vs. time over the stated time period.
 - v. Calculate the distance the driver covered in the stated time period. Do this by finding the area under the curve in your graph of (iv). Then, check your result by using the equations for kinematics.
- c. Repeat (b) for Step 2.
- d. Calculate the distance that the stunt driver should land from the bottom of the cliff.



5. The large box on the table is 30 kg and is connected via a rope and pulley to a smaller 10 kg box, which is hanging. The 10 kg mass is the highest mass you can hang without moving the box on the table. Find the coefficient of static friction μ_S .
6. When the 20 kg box to the right is pulled with a force of 100 N, it just starts to move (i.e. the maximum value of static friction is overcome with a force of 100 N). What is the value of the coefficient of static friction, μ_S ?



7. A different box, this time 5 kg in mass, is being pulled with a force of 20 N and is sliding with an acceleration of 2 m/s^2 . Find the coefficient of kinetic friction, μ_K .

Answers to Optional Problems:

1. b. 20 N c. 4.9 N
d. Eraser would slip down the wall
2. You will win because you have a slightly larger frictional force (300 N compared to 297.5 N)
3. a. 1.5 N b. 2.1 N
c. 0.71

4. a. 3 seconds d. 90 m

5. $\mu_s = 1/3$

6. 0.5

7. 0.2

Chapter 6

Basic Physics-Motion



The Big Idea

Speed represents how quickly an object is moving through space. Velocity is speed with a direction, making it a *vector* quantity. If an object's velocity changes with time, the object is said to be accelerating. As we'll see in the next chapters, understanding the acceleration of an object is the key to understanding its motion. We will assume constant acceleration throughout this chapter.

Key Definitions

Table 6.1

Vectors	Scalars
$x = \text{position(m)}$	$t = \text{time(s)}$
$\Delta x = \text{displacement} = x_f - x_i$	$d = \text{distance(m)} = \Delta x_1 + \Delta x_2 + \dots$
$v = \text{velocity (m/s)}$	$v = \text{speed (m/s)} = v $
$v_0 = \text{initial velocity}$	
$v_f = \text{final velocity}$	
$\Delta v = \text{change in velocity} = v_f - v_i$	
$a = \text{acceleration (m/s}^2\text{)}$	

Symbols

Δ (anything) = final value – initial value

(anything)₀ = value of that quantity at time $t = 0$

Key Equations

Table 6.2

<ul style="list-style-type: none"> • $v_{avg} = \Delta x / \Delta t$ 	<ul style="list-style-type: none"> • $a_{avg} = \Delta v / \Delta t$
--	--

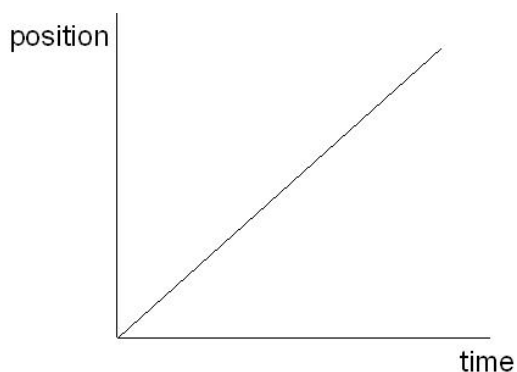
<p>The Big Three</p> <ul style="list-style-type: none"> • $\Delta x = v_0 t + 1/2 a t^2$ • $\Delta v = a t$ • $v^2 = v_0^2 + 2a(\Delta x)$ 	<p>allows you to calculate the displacement at some time t.</p> <p>allows you to calculate the velocity after some time t.</p>
--	--

Key Concepts

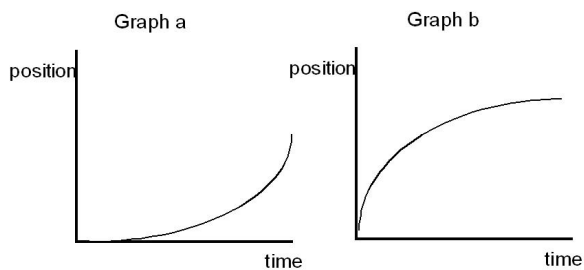
- When you begin a problem, define a coordinate system. For positions, this is like a number line; for example, positive ($+x$) positions can be to the right of the origin and negative ($-x$) positions to the left of the origin.
- For velocity v you might define positive as *moving to the right* and negative as *moving to the left*. What would it mean to have a **positive position** and a **negative velocity**?
- For acceleration a , you might define positive as caused by a *force to the right* and negative as a *force to the left*. What would it mean to have a **negative velocity** and a **positive acceleration**? Careful – positive acceleration does not always mean increasing speed!
- Be sure you understand the difference between average velocity (measured over a long period of time) and instantaneous velocity (measured at a single moment in time).
- Gravity near the Earth pulls an object downwards toward the surface of the Earth with an acceleration of $9.8 \text{ m/s}^2 (\approx 10 \text{ m/s}^2)$. In the absence of air resistance, all objects will fall with the same acceleration.
- *Deceleration* is the term used when an object's *speed* is decreasing due to acceleration in the opposite direction of its velocity.
- If there is constant acceleration the graph x vs. t produces a parabola. The slope of the graph equals the instantaneous velocity. The slope of a v vs. t graph equals the acceleration.
- The **slope** of the graph v vs. t can be used to find **acceleration**; the **area** of the graph v vs. t can be used to find displacement. Welcome to calculus!
- At first, you might get frustrated trying to figure out which of the Big Three equations to use for a certain problem, but don't worry, this comes with practice. Making a table that identifies the variables given in the problem and the variables you are looking for can sometimes help.

One-Dimensional Motion Problem Set

- Answer the following questions about one-dimensional motion.
 - What is the difference between distance d and displacement Δx ? Write a sentence or two explaining this and give an example of each.
 - Does the odometer reading in a car measure distance or displacement?
 - Imagine a fox darting around in the woods for several hours. Can the displacement Δx of the fox from his initial position ever be larger than the total distance d he traveled? Explain.
 - What is the difference between acceleration and velocity? Write a paragraph that would make sense to a 5th grader.
 - Give an example of a situation where an object has an upward velocity but a downward acceleration.
 - What is the difference between average and instantaneous velocity? Make up an example involving a trip in a car that demonstrates your point.
 - If the position of an object is increasing linearly with time (i.e., Δx is proportional to t), what can we say about its acceleration? Explain your thinking.



- If the position of an object is increasing non-linearly with time (i.e., Δx is not proportional to t), what can we say about its velocity? Explain your thinking for each graph below.

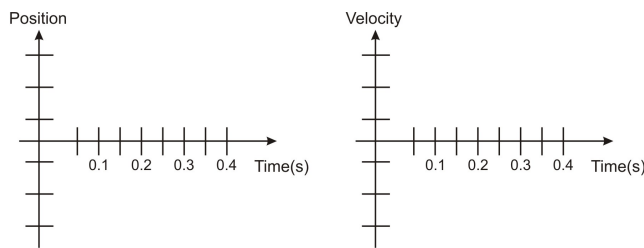


- A cop passes you on the highway. Which of the following statements must be true at the instant he is passing you? You may choose more than one answer.
 - Your speed and his speed are the same.
 - Your position x along the highway is the same as his position x along the highway.
 - Your acceleration and his acceleration are the same.
- If a car is slowing down from 50 MPH to 40 MPH, but the x position is increasing, which of the following statements is true? You may choose more than one.
 - The velocity of the car is in the $+x$ direction.
 - The acceleration of the car is in the same direction as the velocity.
 - The acceleration of the car is in the opposite direction of the velocity.
 - The acceleration of the car is in the $-x$ direction.

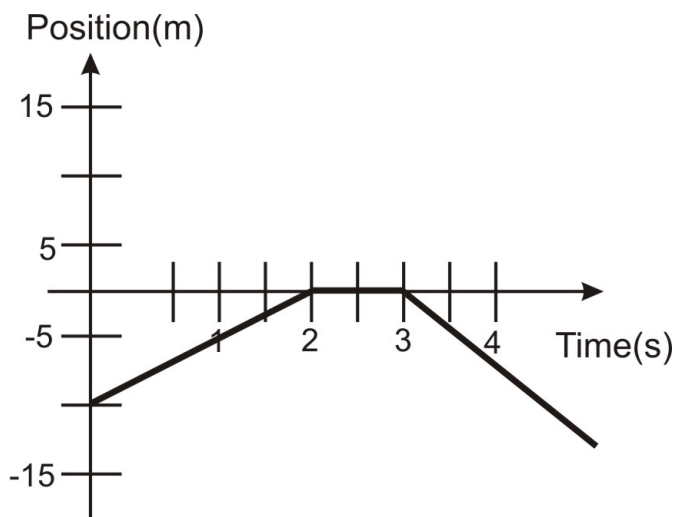
4. A horse is galloping forward with an acceleration of 3 m/s^2 . Which of the following statements is necessarily true? You may choose more than one.
- The horse is increasing its speed by 3 m/s every second, from 0 m/s to 3 m/s to 6 m/s to 9 m/s .
 - The speed of the horse will triple every second, from 0 m/s to 3 m/s to 9 m/s to 27 m/s .
 - Starting from rest, the horse will cover 3 m of ground in the first second.
 - Starting from rest, the horse will cover 1.5 m of ground in the first second.
5. Below are images from a race between Ashaan (above) and Beatrice (below), two daring racecar drivers. High speed cameras took four pictures in rapid succession. The first picture shows the positions of the cars at $t = 0.0$. Each car image to the right represents times $0.1, 0.2,$ and 0.3 seconds later.



- Who is ahead at $t = 0.2\text{s}$? Explain.
- Who is accelerating? Explain.
- Who is going fastest at $t = 0.3\text{s}$? Explain.
- Which car has a constant velocity throughout? Explain.
- Graph x vs. t and v vs. t . Put both cars on same graph; label which line is which car.

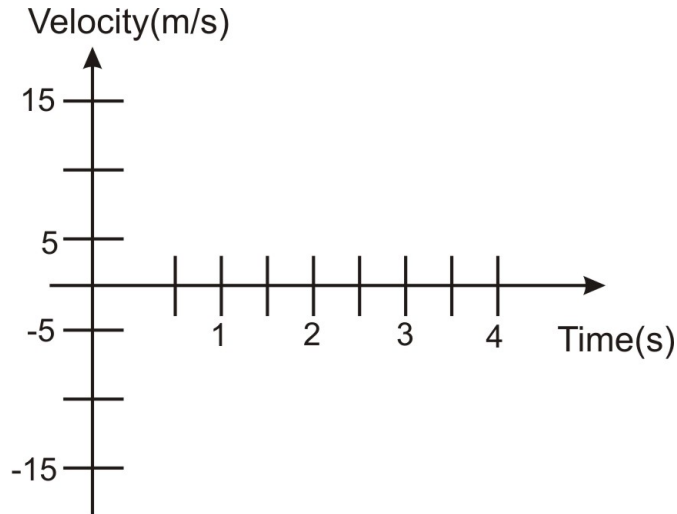


6. The position graph below is of the movement of a fast turtle who can turn on a dime. a. Sketch the velocity vs. time graph of the turtle below.

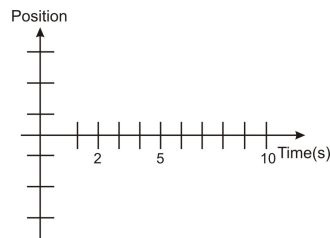
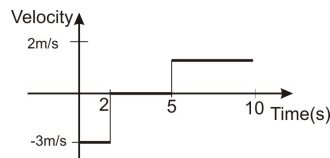


- Explain what the turtle is doing (including both *speed* and *direction*) from

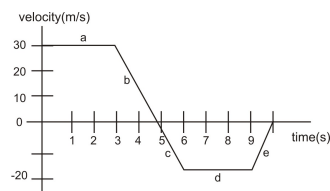
- i. $0 - 2s$
- ii. $2 - 3s$
- iii. $3 - 4s$
- c. How much distance has the turtle covered after $4s$?



- d. What is the turtle's displacement after $4s$?
- 7. Draw the position vs. time graph that corresponds to the velocity vs. time graph below. You may assume a starting position $x_0 = 0$. Label both axes of your graph with appropriate values.



- 8. The following velocity-time graph represents 10 seconds of actor Holly Berry's drive to work (it's a rough morning).



- a. Fill in the tables below – remember that *displacement* and *position* are not the same thing!

Table 6.3

interval	displacement(m)	acceleration(m/s^2)
a		
b		
c		
d		
e		

9.

Table 6.4

time(s)	position(m)
0	0
3	
5	
6	
9	
10	

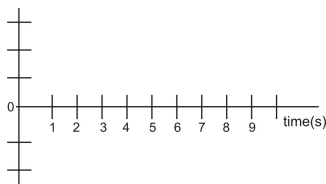
10.

11. b. On the axes below, draw an

12. *acceleration-time*

13. graph for the car trip. Include numbers on your acceleration axis.

14.

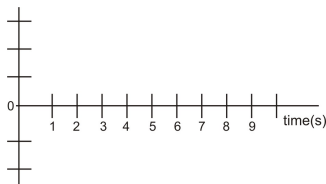


15. c. On the axes below, draw a

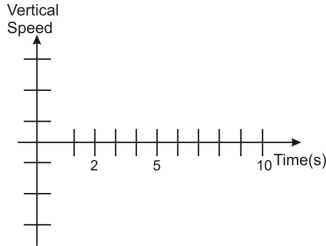
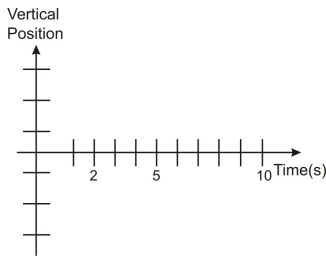
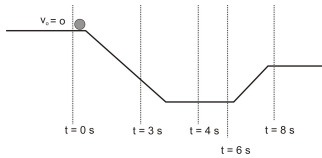
16. *position-time*

17. graph for the car trip. Include numbers on your position axis. Be sure to note that some sections of this graph are linear and some curve – why?

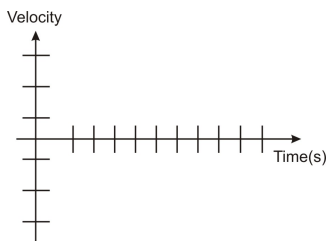
18.



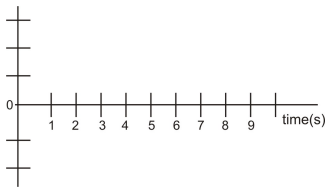
19. In the picture to the right, a ball starting at rest rolls down a ramp, goes along at the bottom, and then back up a smaller ramp. Ignore friction and air resistance. Sketch the *vertical* position vs. time and *vertical* speed vs. time graphs that accurately describe this motion. Label vertical axes of your graphs.



20. Two cars are drag racing down El Camino. At time $t = 0$, the yellow Maserati starts from rest and accelerates at 10 m/s^2 . As it starts to move it's passed by a '63 Chevy Nova (cherry red) traveling at a constant velocity of 30 m/s . a. On the axes below, show a line for each car representing its speed as a function of time. Label each line.



- b. At what time will the two cars have the same speed (use your graph)?
 c. On the axes below, draw a line (or curve) for each car representing its *position* as a function of time. Label each curve.



- d. At what time would the two cars meet (other than at the start)?

21. Two cars are heading right towards each other but are 12 km apart. One car is going 70 km/hr and the other is going 50 km/hr. How much time do they have before they collide head on?
22. Sketchy LeBaron, a used car salesman, claims his car is able to go from 0 to 60 mi/hr in 3.5 seconds.
 - a. Convert 60 mi/hr to m/s . Show your work!
 - b. What is the average acceleration of this car? Give your answer in m/s^2 . (Hint: you will have to perform a conversion.)
 - c. What's the car's *average* velocity for this time period? How much distance does this car cover in these 3.5 seconds? Express your answer twice: in meters and in feet.
 - d. What is the speed of the car in mi/hr after 2 seconds?
23. A car is smashed into a wall during Weaverville's July 4th Destruction Derby. The car is going 25 m/s just before it strikes the wall. It comes to a stop 0.8 seconds later. What is the average acceleration of the car during the collision?
24. You are speeding towards a brick wall at a speed of 55 MPH. The brick wall is only 100 feet away.
 - a. What is your speed in m/s ?
 - b. What is the distance to the wall in meters?
 - c. What is the minimum acceleration you should use to avoid hitting the wall?
25. You drop a rock from the top of a cliff. The rock takes 3.5 seconds to reach the bottom.
 - a. What is the initial speed of the rock?
 - b. What is the acceleration of the rock at the moment it is dropped?
 - c. What is the acceleration of the rock when it is half-way down the cliff?
 - d. How fast is the rock traveling when it hits bottom?
 - e. What is the height of the cliff?
26. Michael Jordan had a vertical jump of about 48 inches.
 - a. Convert this height into meters.
 - b. Assuming no air resistance, at what speed did he leave the ground?
 - c. What is his speed $\frac{3}{4}$ of the way up?
 - d. What is his speed just before he hits the ground on the way down?



27. You are standing on a balcony on the 15th floor of the Bank of America building in San Francisco. The balcony is 72 m above the ground; the top of the building is 52 floors (237 m) high. You launch a ball straight up in the air from the balcony. The initial vertical speed is 75 m/s. (For this problem, you may ignore your own height, which is very small compared to the height of the building.)
- How high up does the ball go above the ground?
 - After the ball has been in the air for 4.2 sec, calculate
 - its *instantaneous* velocity at 4.2 s . Is it rising or falling? How can you tell?
 - its *average* velocity for the first 4.2 s.
 - its *position* at 4.2 s. Is it above or below the balcony? How can you tell?
 - How fast is the ball going right before it hits the top of the building?
 - For how many seconds total is the ball in the air?
28. Measure how high you can jump vertically on Earth. Then, figure out how high you would be able to jump on the Moon, where acceleration due to gravity is $1/6^{\text{th}}$ that of Earth. Assume you launch upwards with the same speed on the Moon as you do on the Earth.
29. What acceleration should you use to increase your speed from 10 m/s to 18 m/s over a distance of 55 m?
30. **OPTIONAL PROBLEMS FOR AN EXTRA CHALLENGE (use separate paper)**
31. You are sitting on your bike at rest. Your brother comes running at you from behind at a speed of 2 m/s. At the exact moment he passes you, you start up on your bike with an acceleration of 2 m/s^2 .
- Draw a picture of the situation, defining the starting positions, speeds, etc.
 - At what time t do you have the same speed as your brother?
 - At what time t do you pass your brother?
 - Draw another picture of the exact moment you catch your brother. Label the drawing with the positions and speeds at that moment.
 - Sketch a position vs. time graph for both you and your brother, labeling the important points (*i.e.*, starting point, when you catch him, etc.)
 - Sketch a speed vs. time graph for both you and your brother, labeling the important points (*i.e.*, starting point, when you catch him, etc.)



32. A helicopter is traveling with a velocity of 12 m/s directly upward. Directly below the helicopter is a very large and very soft pillow. As it turns out, this is a good thing, because the helicopter is lifting a large man. When the man is 20 m above the pillow, he lets go of the rope.
- What is the speed of the man just before he lands on the pillow?
 - How long is he in the air after he lets go?
 - What is the greatest height reached by the man above the ground? (Hint: this should be greater than 20 m. Why?)
 - What is the distance between the helicopter and the man three seconds after he lets go of the rope?

ANSWERS (answers assume 10 m/s^2 for acceleration of gravity):

- Discuss in class
- b
- a,c,d
- a,d
- a. Beatrice b. Ashaan is accelerating
c. Ashaan
d. Beatrice
f. Ashaan
- c. 25 m. -5 m
- discuss in class
- discuss in class

9. discuss in class
10. b. 3 sec d. 6 sec
11. 6 min.
12. a. 26.8 m/sb. 7.7 m/s^2
c. 13.4 m/s, 46.9 m
d. 34 mph
13. -31 m/s^2
14. a. 25 m/sb. 30.5 m
c. 10.2 m/s^2
15. a. 0 m/sb. -10 m/s^2
c. -10 m/s^2
d. 61 m
16. a. 1.22 mb. 4.9 m/s
c. 2.6 m/s
d. -4.9 m/s
17. a. 353 mb. 33 m/s rising; 54 m/s, 227 m above balcony
c. 48.2 m/s
d. 15.5 s
18. 6 times higher
19. 2 m/s^2
20. b. 1 sec c. 2 sec
d. 4 m
21. a. 23 m/sb. 3.5 s
c. 7.2 m
d. 45 m

Chapter 7

Basic Physics-Projectile Motion



The Big Idea

In this chapter, we aim to understand and explain the parabolic motion of a thrown object, known as projectile motion. Motion in one direction is unrelated to motion in other perpendicular directions. Once the object has been thrown, the only acceleration is in the y (up/down) direction. The x (right/left) direction velocity remains unchanged.

Key Equations

Table 7.1

In the vertical direction	In the horizontal direction
<ul style="list-style-type: none">• $\Delta y = v_{0y}t - 1/2gt^2$	<ul style="list-style-type: none">• $\Delta x = v_{0x}t$
<ul style="list-style-type: none">• $\Delta v_y = -gt$	<ul style="list-style-type: none">• $v_x = v_{0x}$ (does not change)
<ul style="list-style-type: none">• $v_y^2 = v_{0y}^2 - 2g(\Delta y)$	<ul style="list-style-type: none">• $a_x = 0$

Table 7.1: (continued)

In the vertical direction	In the horizontal direction
<ul style="list-style-type: none"> • $a_y = -g = -9.806 \text{ m/s}^2 \approx -10 \text{ m/s}^2$ 	

A few comments on the above equations:

- Recall: The ‘ Δ ’ symbol means ‘change in’ so that for example $\Delta v_y = v_{fy} - v_{0y}$, which tells you the change in the velocity from the starting velocity to the final velocity.
- +y direction is defined as upward for the above equations
- The initial velocity v_0 can be separated into $v_{0x} = v_0 \cos \theta$ and $v_{0y} = v_0 \sin \theta$, where θ is the angle between the velocity vector and the horizontal.

Key Concepts

- In projectile motion, the horizontal displacement of an object is called its *range*.
- At the top of its flight, the vertical speed of an object is zero.
- To work these problems, use the equations above: one set for the y -direction (vertical direction), and one set for the x -direction (horizontal direction). The x -direction and y -direction don’t “talk” to each other. They are separate dimensions. Keep them separate.
- The time is the same for the two directions, and can be plugged into both equations.
- Since in the absence of air resistance, there is no acceleration in the x -direction, the velocity in the x -direction does not change over time. This is a counter-intuitive notion for many. (Air resistance will cause the x -velocity to decrease slightly or significantly depending on the object. But this factor is ignored for the time being.)
- The y -direction motion must include the acceleration due to gravity, and therefore the velocity in the y -direction changes over time.
- The shape of the path of an object undergoing projectile motion is a parabola.
- We will ignore air resistance in this chapter. Air resistance will tend to shorten the range of the projectile motion by virtue of producing an acceleration opposite to the direction of motion.

Two-Dimensional and Projectile Motion Problem Set

Draw detailed pictures for each problem (putting in all the data, such as initial velocity, time, etc.), and write down your questions when you get stuck.

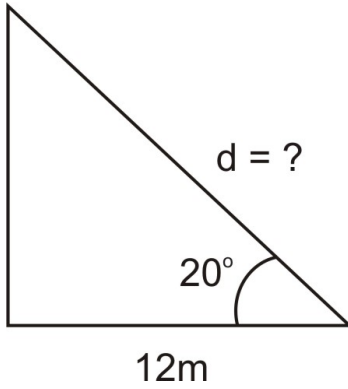
1. Determine which of the following is in projectile motion. Remember that “projectile motion” means that gravity is the only means of acceleration for the object after launch.
 - a. A jet airplane during takeoff
 - b. A baseball during a Barry Bonds home run

- c. A spacecraft just after all the rockets turn off in Earth orbit
 - d. A basketball thrown towards a basket
 - e. A bullet shot out of a gun
 - f. An inter-continental ballistic missile
 - g. A package dropped out of an airplane as it ascends upward with constant speed
2. Decide if each of the statements below is True or False. Then, explain your reasoning.
- a. At a projectile's highest point, its velocity is zero.
 - b. At a projectile's highest point, its acceleration is zero.
 - c. The rate of change of the x -position is changing with time along the projectile path.
 - d. The rate of change of the y -position is changing with time along the projectile path.
 - e. Suppose that after 2 s, an object has traveled 2 m in the horizontal direction. If the object is in projectile motion, it must travel 2 m in the vertical direction as well.
 - f. Suppose a hunter fires his gun. Suppose as well that as the bullet flies out horizontally and undergoes projectile motion, the shell for the bullet falls directly downward. Then, the shell hits the ground before the bullet.
3. Imagine the path of a soccer ball in projectile motion. Which of the following is true at the highest point in its flight?
- a. $v_x = 0, v_y = 0, a_x = 0,$ and $a_y = 0$
 - b. $v_x > 0, v_y = 0, a_x = 0,$ and $a_y = 0$
 - c. $v_x = 0, v_y = 0, a_x = 0,$ and $a_y = -9.8 \text{ m/s}^2$
 - d. $v_x > 0, v_y = 0, a_x = 0,$ and $a_y = -9.8 \text{ m/s}^2$
 - e. $v_x = 0, v_y > 0, a_x = 0,$ and $a_y = -9.8 \text{ m/s}^2$
4. A hunter with an air blaster gun is preparing to shoot at a monkey hanging from a tree. He is pointing his gun directly at the monkey. The monkey's got to think quickly! What is the monkey's best chance to avoid being smacked by the rubber ball?
- a. The monkey should stay right where he is: the bullet will pass beneath him due to gravity.
 - b. The monkey should let go when the hunter fires. Since the gun is pointing right at him, he can avoid getting hit by falling to the ground.
 - c. The monkey should stay right where he is: the bullet will sail above him since its vertical velocity increases by 9.8 m/s every second of flight.
 - d. The monkey should let go when the hunter fires. He will fall faster than the bullet due to his greater mass, and it will fly over his head.
5. You are riding your bike in a straight line with a speed of 10 m/s. You accidentally drop your calculator out of your backpack from a height of 2.0 m above the ground. When it hits the ground, where is the calculator in relation to the position of your backpack?
- a. You and your backpack are 6.3 m ahead of the calculator.
 - b. You and your backpack are directly above the calculator.
 - c. You and your backpack are 6.3 m behind the calculator.
 - d. None of the above.

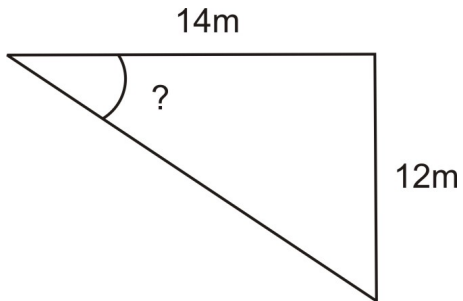
6. A ball of mass m is moving horizontally with speed v_0 off a cliff of height h , as shown. How much time does it take the rock to travel from the edge of the cliff to the ground?



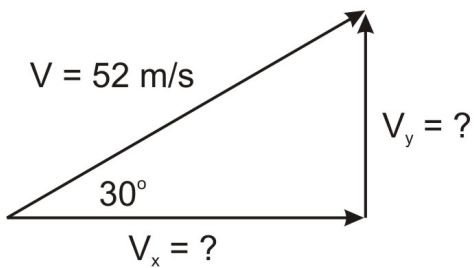
- $\sqrt{h}v_0$
 - h/v_0
 - hv_0/g
 - $2h/g$
 - $\sqrt{2h/g}$
7. Find the missing legs or angles of the triangles shown. a.



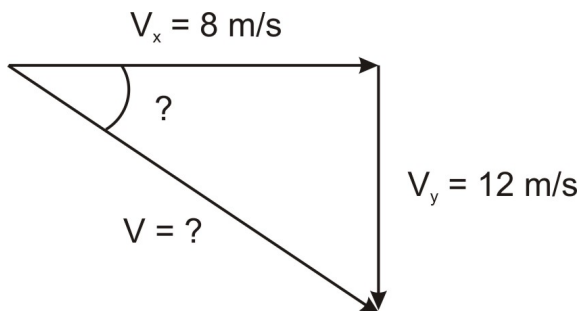
b.



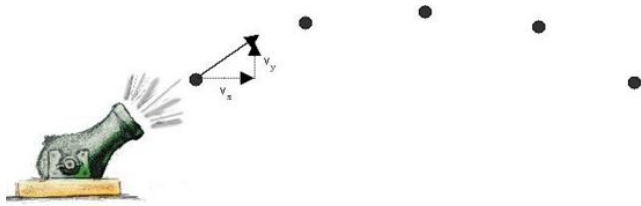
c.



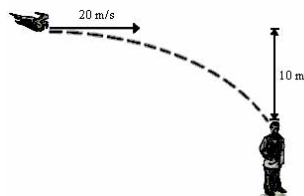
d.



8. Draw in the x - and y -velocity components for each dot along the path of the cannonball. The first one is done for you.





9. A stone is thrown horizontally at a speed of 8.0 m/s from the edge of a cliff 80 m in height. How far from the base of the cliff will the stone strike the ground?
10. A toy truck moves off the edge of a table that is 1.25 m high and lands 0.40 m from the base of the table. a. How much time passed between the moment the car left the table and the moment it hit the floor?
b. What was the horizontal velocity of the car when it hit the ground?
11. A hawk in level flight 135 m above the ground drops the fish it caught. If the hawk's horizontal speed is 20.0 m/s , how far ahead of the drop point will the fish land?
12. A pistol is fired horizontally toward a target 120 m away but at the same height. The bullet's velocity is 200 m/s . How long does it take the bullet to get to the target? How far below the target does the bullet hit?



13. A bird, traveling at 20 m/s , wants to hit a waiter 10 m below with his dropping (see image). In order to hit the waiter, the bird must release his dropping some distance before he is directly overhead. What is this distance?
14. Joe Nedney of the *San Francisco 49 ers* kicked a field goal with an initial velocity of 20 m/s at an angle of 60° . a. How long is the ball in the air? *Hint:* you may assume that the ball lands at same height as it starts at.
b. What are the range and maximum height of the ball?

15. Vince Young throws a football. He throws it with an initial velocity of 30 m/s at an angle of 25° . How much time passes until the ball travels 35 m horizontally? What is the height of the ball after 0.5 seconds? (Assume that, when thrown, the ball is 2 m above the ground).
16. How long will it take a bullet fired from a cliff at an initial velocity of 700 m/s, at an angle 30° below the horizontal, to reach the ground 200 m below?
17. A diver in Hawaii is jumping off a cliff 45 m high, but she notices that there is an outcropping of rocks 7 m out at the base. So, she must clear a horizontal distance of 7 m during the dive in order to survive. Assuming the diver jumps horizontally, what is his/her minimum push-off speed?
18. OPTIONAL PROBLEMS
19. Barry Bonds hits a 125 m(450°) home run that lands in the stands at an altitude 30 m above its starting altitude. Assuming that the ball left the bat at an angle of 45° from the horizontal, calculate how long the ball was in the air.
20. If Jason Richardson can jump 1.0 m high on Earth, how *high* can he jump on the moon assuming same initial velocity that he had on Earth (where gravity is $1/6$ that of Earth's gravity)?
21. James Bond is trying to jump from a helicopter into a speeding Corvette to capture the bad guy. The car is going 30.0 m/s and the helicopter is flying completely horizontally at 100 m/s. The helicopter is 120 m above the car and 440 m behind the car. How long must James Bond wait to jump in order to safely make it into the car?



22. A field goal kicker lines up to kick a 44 yard (40 m) field goal. He kicks it with an initial velocity of 22 m/s at an angle of 55° . The field goal posts are 3 meters high.
 - a. Does he make the field goal?
 - b. What is the ball's velocity and direction of motion just as it reaches the field goal post (*i.e.*, after it has traveled 40 m in the horizontal direction)?

ANSWERS:

1. Discuss in class
2. Discuss in class
3. Discuss in class
4. Discuss in class

5. Discuss in class
6. Discuss in class
7. a. 13 mb. 41 degrees
c. $v_y = 26 \text{ m/s}$; $v_x = 45 \text{ m/s}$
d. 56 degrees, 14 m/s
8. Discuss in class
9. 32 m
10. a. 0.5 sb. 0.8 m/s
11. 104 m
12. $t = 0.60 \text{ s}$, 1.8 m below target
13. 28 m.
14. a. 3.5 s. b. 35 m; 15 m
15. 1.3 seconds, 7.1 meters
16. 0.5 s
17. 2.3 m/s
18. 4.4 s
19. 6 m
20. 1.4 seconds
21. a. yes b. 14 m/s @ 23 degrees from horizontal

Chapter 8

Basic Physics-Momentum



The Big Idea

The universe has many remarkable qualities, among them a rather beautiful symmetry: the total amount of motion in the universe balances out . . . always. This law only makes sense if we measure “motion” in a specific way: as the product of mass and velocity. This product, called *momentum*, can be exchanged from one object to another in a collision. The rapidity with which momentum is exchanged over time is determined by the forces involved in the collision. This is the second of the five fundamental conservation laws in physics. The other four are conservation of energy, angular momentum, charge and CPT.

Key Equations

Table 8.1

<ul style="list-style-type: none">• $p = mv$	The momentum vector points in the same direction as the velocity vector, but its length depends on both the mass and the speed of the object. To get the magnitude, just multiple the mass by the speed.
<ul style="list-style-type: none">• $F = \Delta p / \Delta t$	Note that $\Delta p / \Delta t = m \Delta v / \Delta t = ma$. This is just Newton’s 2 nd Law!

Table 8.1: (continued)

• $p = mv$	The momentum vector points in the same direction as the velocity vector, but its length depends on both the mass and the speed of the object. To get the magnitude, just multiple the mass by the speed.
• $\Sigma p_i = \Sigma p_f$	The sum of all the momenta before a collision equals the sum of all the momenta after the collision. When adding up momenta, be sure to add them as vectors, and to include <i>all</i> the objects in the system.

Key Concepts

- Momentum is a vector that points in the direction of the velocity vector. The magnitude of this vector is the product of mass and speed.
- The total momentum of the universe is always the same and is equal to zero. The total momentum of an isolated system never changes.
- Momentum can be transferred from one body to another. In an isolated system in which momentum is transferred internally, the total initial momentum is the same as the total final momentum.
- Momentum conservation is especially important in collisions, where the total momentum just before the collision is the same as the total momentum after the collision.
- The force imparted on an object is equal to the change in momentum divided by the time interval over which the objects are in contact.


Key Applications

- Two cars collide head-on ... two subatomic particles collide in an accelerator ... a bird slams into a glass office building: all of these are examples of one-dimensional (straight line) collisions. For these, pay extra attention to direction: define one direction as positive and the other as negative, and be sure everybody gets the right sign.
- A firecracker in mid-air explodes ... two children push off each other on roller skates ... an atomic nucleus breaks apart during a radioactive decay: all of these are examples of *disintegration* problems. The initial momentum beforehand is zero, so the final momentum afterwards must also be zero.
- A spacecraft burns off momentum by colliding with air molecules as it descends ... hail stones pummel the top of your car ... a wet rag is thrown at and sticks to the wall: all of these are examples of *impulse* problems, where the change in momentum of one object and the reaction to the applied force are considered. What is important here is the rate: you need to come up with an average time Δt that the collision(s) last so that you can figure out the force $F = \Delta p / \Delta t$. Remember as well that if a particle has momentum p , and it experiences an impulse that turns it around completely, with new momentum $-p$, then the total change in momentum has magnitude $2p$. It is harder to turn something totally around than just to stop it!
- A car going south collides with a second car going east ... an inflatable ball is thrown into the flow of a waterfall ... a billiard ball strikes two others, sending all three off in new directions: these are all examples of two-dimensional (planar) collisions. For these, you get a break: the sum of all the


momenta in the x direction have to remain unchanged before and after the collision — *independent* of any y momenta, and vice-versa. This is a similar concept to the one we used in projectile motion. Motions in different directions are independent of each other.

Momentum Conservation Problem Set

1. You find yourself in the middle of a frozen lake. There is no friction between your feet and the ice of the lake. You need to get home for dinner. Which strategy will work best?
 - a. Press down harder with your shoes as you walk to shore.
 - b. Take off your jacket. Then, throw it in the direction opposite to the shore.
 - c. Wiggle your butt until you start to move in the direction of the shore.
 - d. Call for help from the great Greek god Poseidon.
2. You jump off of the top of your house and hope to land on a wooden deck below. Consider the following possible outcomes:
 - I. You hit the deck, but it isn't wood! A camouflaged trampoline slows you down over a time period of 0.2 seconds and sends you flying back up into the air.
 - II. You hit the deck with your knees locked in a straight-legged position. The collision time is 0.01 seconds.
 - III. You hit the deck and bend your legs, lengthening the collision time to 0.2 seconds.
 - IV. You hit the deck, but it isn't wood! It is simply a piece of paper painted to look like a deck. Below is an infinite void and you continue to fall, forever.
 - a. Which method will involve the greatest force acting on you?
 - b. Which method will involve the least force acting on you?
 - c. Which method will land you on the deck in the least pain?
 - d. Which method involves the least impulse delivered to you?
 - e. Which method involves the greatest impulse delivered to you?



3. You and your sister are riding skateboards side by side at the same speed. You are holding one end of a rope and she is holding the other. Assume there is no friction between the wheels and the ground. If your sister lets go of the rope, how does your speed change?
 - a. It stays the same.
 - b. It doubles.
 - c. It reduces by half.

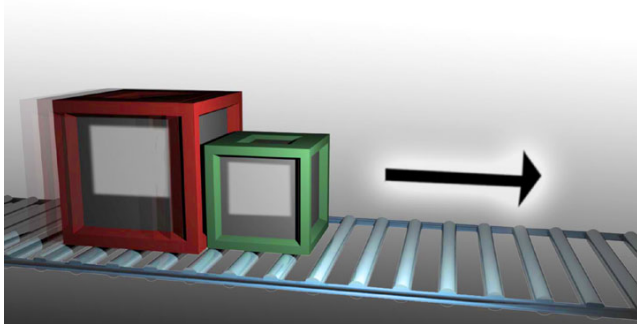


4. You and your sister are riding skateboards (See Problem 3), but now she is riding behind you. You are holding one end of a meter stick and she is holding the other. At an agreed time, you push back on the stick hard enough to get her to stop. What happens to your speed? Choose one. (For the purposes of this problem pretend you and your sister weigh the same amount.)
 - a. It stays the same.
 - b. It doubles.
 - c. It reduces by half.
5. You punch the wall with your fist. Clearly your fist has momentum before it hits the wall. It is equally clear that after hitting the wall, your fist has no momentum. But momentum is always conserved! Explain.
6. An astronaut is using a drill to fix the gyroscopes on the Hubble telescope. Suddenly, she loses her footing and floats away from the telescope. What should she do to save herself?
7. You look up one morning and see that a 30 kg chunk of asbestos from your ceiling is falling on you! Would you be better off if the chunk hit you and stuck to your forehead, or if it hit you and bounced upward? Explain your answer.
8. A 5.00 kg firecracker explodes into two parts: one part has a mass of 3.00 kg and moves at a velocity of 25.0 m/s towards the west. The other part has a mass of 2.00 kg. What is the velocity of the second piece as a result of the explosion?
9. A firecracker lying on the ground explodes, breaking into two pieces. One piece has twice the mass of the other. What is the ratio of their speeds?



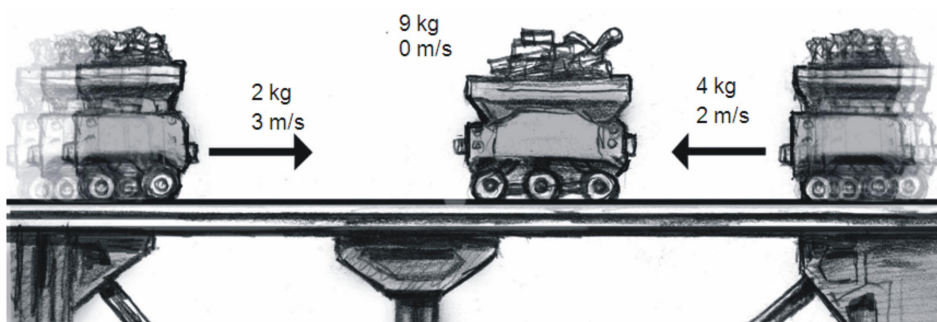
10. The Italian cousin crashed into a tree. He was originally going 35 km/hr. Assume it took 0.4 seconds for the tree to bring him to a stop. The mass of the cousin and the car is 450 kg.
 - a. What average force did he experience? Include a direction in your answer.
 - b. What average force did the tree experience? Include a direction in your answer.
11. An astronaut is 100 m away from her spaceship doing repairs with a 10.0 kg wrench. The astronaut's total mass is 90.0 kg and the ship has a mass of 1.00×10^4 kg. If she throws the wrench in the opposite direction of the spaceship at 10.0 m/s how long would it take for her to reach the ship?
12. A baseball player faces a 80.0 m/s pitch. He swings the bat, hitting a 50.0 m/s line drive back at the pitcher. Using a slow motion camera it is determined that during the collision of the bat and the ball that the contact time is 0.020 seconds. The mass of the bat is roughly around 5 kg and that of the ball is 0.5 kg. Calculate the force on the bat while in contact with the ball.
13. You throw your 6.0 kg skateboard down the street, giving it a speed of 4.0 m/s. Your friend, the Frog, jumps on your skateboard from rest as it passes by. Frog has a mass of 60 kg.
 - a. What is the momentum of the skateboard before Frog jumps on it?
 - b. Find Frog's speed after he jumps on the skateboard.
 - c. What impulse did Frog deliver to the skateboard?

- d. If the impulse was delivered over 0.2 seconds, what was the average force imparted to the skateboard?
- e. What was the average force imparted to Frog? Explain.
14. While driving in your pickup truck down Highway 280 between San Francisco and Palo Alto, an asteroid lands in your truck bed! Despite its 220 kg mass, the asteroid does not destroy your 1200 kg truck. In fact, it landed perfectly vertically. a. Before the asteroid hit, you were going 25 m/s. After it hit, how fast were you going?
- b. You're so unnerved by the asteroid collision that you neglect to see the "Bridge Out" sign at Crystal Springs and you plunge horizontally off the freeway into the gully below. If the bridge is 85 m high and you're traveling at the speed found in (a), how far horizontally will you travel before hitting the ground below?



15. Two blocks collide on a frictionless surface, as shown. Afterwards, they have a combined mass of 10 kg and a speed of 2.5 m/s. Before the collision, one of the blocks was at rest. This block had a mass of 8.0 kg. a. What was the mass and initial speed of the second block?
- b. After the collision the blocks stick and slide; they're traveling at 2.5 m/s when they hit a rough patch on the surface. If the force of friction on the blocks is 6.3 N,
- Draw a FBD for the blocks (treat the blocks as one mass)
 - Calculate the acceleration of the blocks
 - Calculate how far the blocks will slide before coming to rest.
16. Larry and Jerry are riding together in an amusement park bumper car at 10 m/s, with a total mass = 300 kg. They bump Marissa's car, mass 125 kg, which is sitting still. a. Calculate the total momentum of the system before the collision.
- b. After the elastic collision, the boys continue ahead with a speed of 4 m/s. Calculate their new momentum.
- c. Using the law of conservation of momentum, what must Melinda's new momentum be?
- d. How fast is Melinda's car bumped across the floor?
17. Running at 2.0 m/s, Thrack, the 45.0 – kg quarterback, collides with Donk, the 90.0 – kg tackle, who is traveling at 7.0 m/s *in the other direction*. a. Calculate the total initial momentum of the system.
- b. Upon collision, Donk continues to travel forward at 1.0 m/s. Calculate his new momentum.
- c. Using conservation of momentum, calculate Thrack's new momentum. In which direction is he moving?
- d. Calculate Thrack's new velocity.
18. Serena Williams volleys a tennis ball hit to her at 30 m/s. She blasts it back to the other court at 50 m/s. A standard tennis ball has mass of 0.057 kg. If Serena applied an average force of 500 N to

the ball while it was in contact with the racket, how long did the contact last?




19. In the above picture, the carts are moving on a level, frictionless track. After the collision all three carts stick together. Determine the direction and speed of the combined carts after the collision. (Assume 3–significant digit accuracy.)



20. The train engine and its four boxcars are coasting at 40 m/s. The engine train has mass of 5,500 kg and the boxcars have masses, from left to right, of 1,000 kg, 1,500 kg, 2,000 kg, and 3,000 kg. (For this problem, you may neglect the small external forces of friction and air resistance.) a. What happens to the speed of the train when it releases the last boxcar? (*Hint: Think before you blindly calculate.*)

- b. If the train can shoot boxcars backwards at 30 m/s *relative to the train's speed*, how many boxcars does the train need to shoot out in order to obtain a speed of 58.75 m/s?
21. Zoran's spacecraft, with mass 12,000 kg, is traveling to space. The structure and capsule of the craft have a mass of 2,000 kg; the rest is fuel. The rocket shoots out 0.10 kg/s of fuel particles with a velocity of 700 m/s with respect to the craft.



- a. What is the acceleration of the rocket in the first second?
- b. What is the average acceleration of the rocket during the first ten minutes have passed?

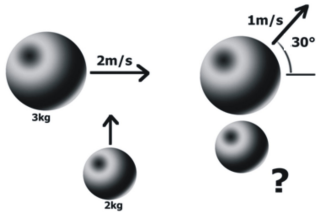
ANSWERS:

1. b
2. a) II b) IV c) III d) IV e) I
3. a
4. b
5. .
6. .
7. .
8. 37.5 m/s
9. $v_1 = 2v_2$
10. a. 11000 N to the left b. tree experienced same average force of 11000 N but to the right
11. a. 90 sec b. 1.7×10^5 sec
12. 3250 N
13. a. 24b. 0.364 m/s
c. 22
d. 109 N
e. 109 N due to Newton's third law
14. a. 21 m/sb. 87 m
15. a. 2.0 kg, 12.5 m/sb. 0.63 m/s^2 , 5 m

16. a. 3000 kg m/sb. 1200 kg m/s
 c. 1800 kg m/s
 d. 14.4 m/s
17. a. -540 kg m/s (left) b. -90 kg m/s
 c. -450 kg m/s , backwards
 d. -10 m/s
18. 0.00228 s
19. 0.13 m/s to the left
20. a. no change b. the last two cars
21. a. 0.0058 m/s^2 b. 3.5 m/s^2

OPTIONAL PROBLEMS:

1. In Sacramento a 4000 kg SUV is traveling 30 m/s south on Truxel crashes into an empty school bus, 7000 kg traveling east at 10 m/s on San Juan. The SUV and truck stick together after the collision.



- a. Find the velocity of the wreck just after collision
 b. Find the direction in which the wreck initially moves
2. A 3 kg ball is moving 2 m/s in the positive x -direction when it is struck dead center by a 2 kg ball moving in the positive y -direction. After collision the 3 kg ball moves at 1 m/s 30 degrees from the positive x -axis. a. To 2-significant digit accuracy fill out the following table:
 b. Find the velocity and direction of the 2 kg ball.
 c. Use the table to prove momentum is conserved.
 d. Prove that kinetic energy is not conserved.




Table 8.2

3 kg ball p_x	3 kg ball p_y	2 kg ball p_x	2 kg ball p_y
Momentum before			
Momentum after			
collision			

3.

4. Students are doing an experiment on the lab table. A steel ball is rolled down a small ramp and allowed to hit the floor. Its impact point is carefully marked. Next a second ball of the same mass is put upon a set screw and a collision takes place such that both balls go off at an angle and hit the floor. All measurements are taken with a meter stick on the floor with a co-ordinate system such that just below the impact point is the origin. The following data is collected: (1) no collision: 41.2 cm
 (2) target ball: 37.3 cm in the direction of motion and 14.1 cm perpendicular to the direction of motion
- From this data predict the impact position of the other ball.
 - One of the lab groups declares that the data on the floor alone demonstrate to a 2% accuracy that the collision was elastic. Show their reasoning.
 - Another lab group says they can't make that determination without knowing the velocity the balls have on impact. They ask for a timer. The instructor says you don't need one; use your meter stick. Explain.
 - Design an experiment to prove momentum conservation with balls of different masses, giving apparatus, procedure and design. Give some sample numbers.

ANSWERS TO OPTIONAL PROBLEMS:

- a. 12.7 m/sb. $60^\circ S$ of E
- b. 4.6 m/s 68°
- .

Chapter 9

Basic Physics-Energy



The Big Idea

Energy is a measure of the amount of or potential for movement in something. The total amount of energy in the universe is always the same. This symmetry is called a conservation law. Conservation of energy is one of five conservation laws that govern our universe. A group of things (we'll use the word *system*) has a certain amount of energy. Energy can be added to a system; for instance, when chemical bonds in a burning log break, they release heat. Energy can be lost from a system; for instance, when a spacecraft “burns up” its energy of motion during re-entry, it loses energy and the surrounding atmosphere gains the lost energy. A *closed* system is one for which the total energy does not change, or is *conserved*. In this chapter, we will often consider closed systems, for which the total amount of energy stays the same, but transforms from one kind to another. The transfer of energy from one system to another is called *Work*. Work is equal to the amount of energy transferred *in* (positive work) or *out* (negative work) of a system. Work is equal to the distance the object is moved multiplied by the amount of force in the direction of its motion. The *rate* at which work is done is called *Power*.

Key Definitions

- m = mass (in kilograms, kg)
- h = height above the ground (in meters, m)
- v = speed (in meters per second, m/s)
- g = acceleration due to gravity ($9.8 m/s^2 \approx 10 m/s^2$)

- E = energy (in Joules; $1J = 1 \text{ kg} \cdot \text{m}^2/\text{s}^2$)
- W = work (in Joules; work is just energy being transferred)
- P = power (in Watts; $1W = 1 \text{ J/s}$)

Key Equations

Table 9.1

• $KE = 1/2 mv^2$;	Kinetic energy
• $PE_g = mgh$;	Potential energy of gravity
• $PE_{sp} = 1/2 k(\Delta x)^2$;	Potential energy of a spring
• $W = Fd \cos\Theta$;	Work
• $P = W/t$;	Power

Key Concepts

- The energy of motion is kinetic energy, KE. Whenever an object is in motion it has kinetic energy. The faster it is going, the more energy it has.
- The energy due to gravity is called gravitational potential energy, PE_g , which gets larger the farther off the ground you are.
- Molecules have chemical potential energy due to the bonds between the electrons; when these bonds are broken, energy is released which can be transferred into kinetic and/or potential energy. 1 food Calorie (1 *kilocalorie*) is equal to 4180 Joules of stored chemical potential energy.
- Energy can be transformed from one kind into the other; if the total energy at the end of the process appears to be less than at the beginning, the “lost” energy has been transferred to another system, often by heat or sound waves.
- Efficiency is equal to the output energy divided by the input energy.

Key Applications

- Work is defined as the product of a force times the distance over which the force acts. The force and the distance must act along the same line; if the angle between them is not 0° (or 180°) then you must use the component of force; hence the $\cos \Theta$ in the equation.

- In “roller coaster” problems, the gravitational potential energy at the top of one hill turns into kinetic energy at the bottom of the next valley. It turns back into potential energy as you round the next hill, and so on. However, some of the energy is lost to the tracks and air as heat, which is why the second rise is often not as big as the first.
- When we say energy is lost as heat, often what we mean is that a friction force does *negative* work on an object. That negative work is lost energy - heat. Keep in mind that work is force times distance.
- In “pendulum” problems, the potential energy at the highest point in a pendulum’s swing changes to kinetic energy when it reaches the bottom and then back into potential energy when it reaches the top again. At any in-between point there is a combination of kinetic energy and potential energy, but the total energy remains the same.
- In everyday life, the human body breaks down the food molecules to change some of the bonding energy into energy that is used to power the body. This energy goes on to turn into kinetic energy as a person moves, or for example an athlete gains speed. The kinetic energy can be changed into potential energy as a person gains height above the ground.

Energy Conservation Problem Set

1. A stationary bomb explodes into hundreds of pieces. Which of the following statements best describes the situation?
 - a. The kinetic energy of the bomb was converted into heat.
 - b. The chemical potential energy stored in the bomb was converted into heat and gravitational potential energy.
 - c. The chemical potential energy stored in the bomb was converted into heat and kinetic energy.
 - d. The chemical potential energy stored in the bomb was converted into heat, sound, kinetic energy, and gravitational potential energy.
 - e. The kinetic and chemical potential energy stored in the bomb was converted into heat, sound, kinetic energy, and gravitational potential energy.
2. You hike up to the top of Mt. Everest to think about physics.
 - a. Do you have more potential or kinetic energy at the top of the mountain than you did at the bottom? Explain.
 - b. Do you have more, less, or the same amount of energy at the top of the mountain than when you started? (Let’s assume you did not eat anything on the way up.) Explain.
 - c. How has the total energy of the Solar System changed due to your hike up the mountain? Explain.
 - d. If you push a rock off the top, will it end up with more, less, or the same amount of energy at the bottom? Explain.
 - e. For each of the following types of energy, describe whether you *gained* it, you *lost* it, or it stayed the same during your hike:
 - i. Gravitational potential energy
 - ii. Energy stored in the atomic nuclei in your body
 - iii. Heat energy
 - iv. Chemical potential energy stored in the fat cells in your body
 - v. Sound energy from your footsteps
 - vi. Energy given to you by a wind blowing at your back

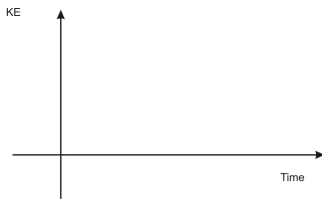
3. One type of Olympic weightlifting is called the snatch, where the lifter must lift the weight over his or her head in one continuous movement. Hossein Rezazadeh of Iran snatched 467.5 pounds in the 2000 Sydney games.
- Convert that weight to *kg*.
 - Suppose Rezazadeh lifted that weight 1.8 m. How much work did he do against gravity?
 - If Rezazadeh lifted the weight in 9.7 s, what power did he exert?
4. A shopper in Whole Foods pushes their cart with a force of 40 N directed at an angle of 30° downward from the horizontal.
- Find the work done by the shopper on the cart as he moves down a 15 – m aisle to the tofu section.
 - If the mass of the cart is 24 kg and we neglect friction, how fast will the cart be moving when it reaches the tofu section if it started from rest?
 - The shopper brings the cart to rest in 2.7 s when he reaches the tofu. What power does he exert in stopping the cart?
5. Just before your mountain bike ride, you eat a 240 Calorie exercise bar. (You can find the conversion between food Calories and Joules in the ‘Key Concepts.’) The carbon bonds in the food are broken down in your stomach, releasing energy. About half of this energy is lost due to inefficiencies in your digestive system.
- Given the losses in your digestive system how much of the energy, in Joules, can you use from the exercise bar?
- After eating, you climb a 500 m hill on your bike. The combined mass of you and your bike is 75 kg.
- How much gravitational potential energy has been gained by you and your bike?
 - Where did this energy come from?
 - If you ride quickly down the mountain without braking but losing half the energy to air resistance, how fast are you going when you get to the bottom?



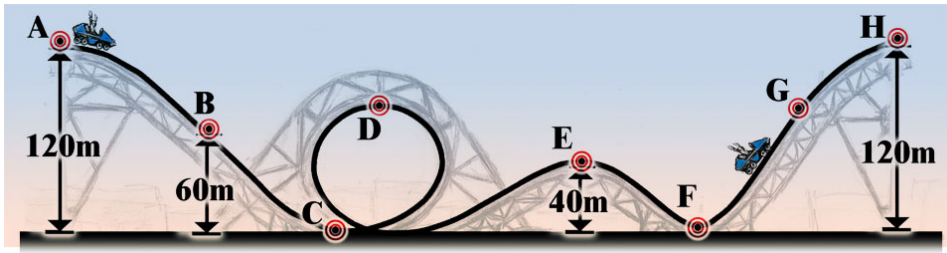
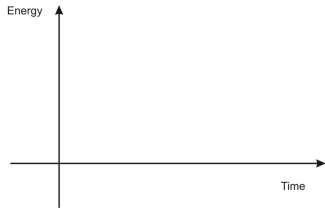
6. You take the bus with your bike to the top of Twin Peaks in San Francisco. You are facing a long descent; the top of Twin Peaks is 600 m higher than its base. The combined mass of you and your bicycle is 85 kg. a. How much gravitational potential energy do you have before your descent?
- b. You descend. If all that potential energy is converted to kinetic energy, what will your speed be at the bottom?
- c. Name two other places to which your potential energy of gravity was transferred besides kinetic energy. How will this change your speed at the bottom of the hill? (No numerical answer is needed here.)
7. Before a run, you eat an apple with 1,000,000 Joules of binding energy. a. 550,000 Joules of binding energy are wasted during digestion. How much remains?
- b. Some 95% of the remaining energy is used for the basic processes in your body (which is why you can warm a bed at night!). How much is available for running?
- c. Let's say that, when you run, you lose 25% of your energy overcoming friction and air resistance. How much is available for conversion to kinetic energy?
- d. Let's say your mass is 75 kg. What could be your top speed under these idealized circumstances?
- e. But only 10% of the available energy goes to kinetic energy, another 50% goes into heat exhaust from your body. Now you come upon a hill if the remaining energy is converted to gravitational potential energy. How high do you climb before running out of energy completely?
8. A car goes from rest to a speed of v in a time t , with a constant acceleration. a. Sketch a schematic graph of *speed vs. time*. You do not need to label the axes with numbers, but the shape of the graph should accurately describe what is happening.



- b. Sketch a schematic graph of *KE vs. time*. You do not need to label the axes with numbers, but the shape of the graph should accurately describe what is happening.



9. A 1200 kg car traveling with a speed of 29 m/s drives horizontally off of a 90 m cliff. a. Sketch the situation.
- b. Calculate the potential energy, the kinetic energy, and the total energy of the car as it leaves the cliff, using the base of the cliff as your zero point for PE.
- c. Make a graph displaying the kinetic, gravitational potential, and total energy (draw each with a different color or number the curves) of the car at each 10 m increment of height as it drops

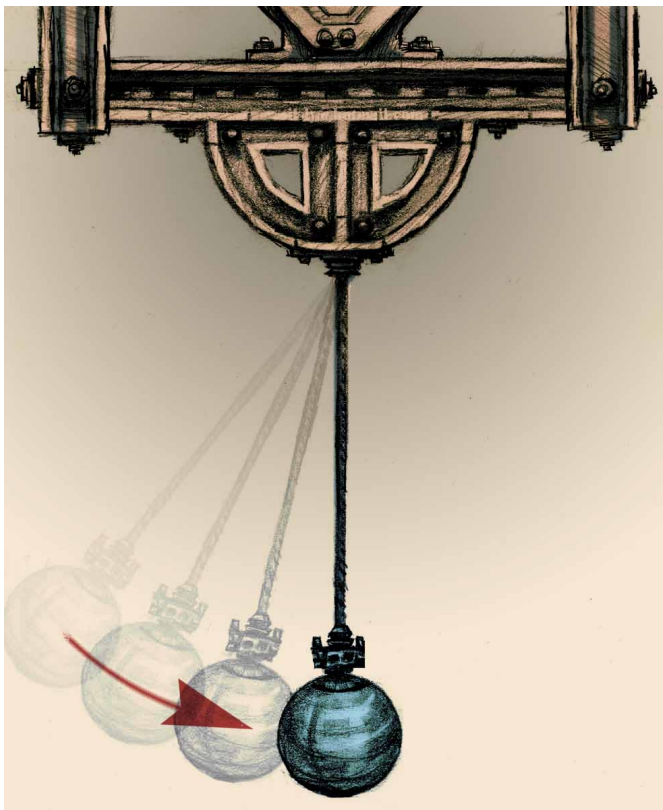


10. A roller coaster begins at rest 120 m above the ground at point *A*, as shown above. Assume no energy is lost from the coaster to frictional heating, air resistance, sound, or any other process. The radius of the loop is 40 m. a. Find the speed of the roller coaster at the following points:

- i. *B*
- ii. *C*
- iii. *D*
- iv. *E*
- v. *F*
- vi. *H*.


b. At point *G* the speed of the roller coaster is 22 m/s. How high off the ground is point *G*?

11. A pendulum has a string with length 1.2 m. You hold it 8.7 cm above its lowest point and release it. The pendulum bob has a mass of 2.0 kg.



- a. What is the potential energy of the bob before it is released?
 - b. What is its speed when it passes through the midpoint of its swing?
 - c. Now the pendulum is transported to Mars, where the acceleration of gravity g is 3.7 m/s^2 . Answer parts (a) and (b) again, but this time using the acceleration on Mars.
12. On an unknown airless planet an astronaut drops a 4.0 kg ball from a 60 m ledge. The mass hits the bottom with a speed of 12 m/s .
 - a. What is the acceleration of gravity g on this planet?
 - b. The planet has a twin in an alternate universe with exactly the same acceleration of gravity. The difference is that this planet has an atmosphere. In this case, when dropped from a ledge with the same height, the 4.0 kg ball hits bottom at the speed of 9 m/s .
 - i. How much energy is lost to air resistance during the fall?
 - ii. What average force did air resistance exert on the ball?
 13. A skateboarder, mass 65 kg , is traveling at 8 m/s down the sidewalk when he hits a rough patch 5.3 m long. The force of friction acting on him is 100 N .
 - a. How much work does friction do on the skateboarder?
 - b. How fast will he be traveling when he leaves the rough patch?
 - c. He continues down the sidewalk and runs head on into another skateboarder, mass 40 kg , at rest. They stick together and roll down the sidewalk. Calculate their velocity after the collision.
 - d. Is energy conserved in this collision? Show calculations to support your answer.
 14. Ms. Callaghan is flying her airplane of mass $20,000 \text{ kg}$ at 60 m/s . She then revs up her engine so that the forward thrust of the propeller becomes $75,000 \text{ N}$. If the force of air resistance is $40,000 \text{ N}$ and the plane stays in level flight, calculate the final speed of the plane after it travels 500 m .

15. A 1500 kg car starts at rest and speeds up to 3.0 m/s with a constant acceleration. a. If the car reaches its final speed in 1.2 s, what is its acceleration?
- b. How far does the car travel in that time?
- c. What is the car's gain in kinetic energy?
- d. What power is exerted by the engine?
- e. We define efficiency as the ratio of output energy (in this case kinetic energy) to input energy. If this car's efficiency is 0.30, how much input energy was provided by the gasoline?
- f. If 0.00017 gallons were used up in the process, what is the energy content of the gasoline in Joules per gallon?



16. A pile driver's motor expends 310,000 Joules of energy to lift a 5400 kg mass. The motor is rated at an efficiency of 0.13 (See #15e). a. How high is the mass lifted?
- b. The mass is dropped on a 1000 – kg concrete pile and drives it 12 cm into the ground. What force does the mass exert on the pile?


Answers

1. d
2. (discuss in class)
3. a. 212.5 kg b. 3825 J
c. 394 W
4. a. 520 J b. 6.6 m/s
c. 193 W
5. a. 5.0×10^5 J b. 3.7×10^5 J
c. Chemical bonds in the food.
d. 99 m/s
6. a. 5.0×10^5 J b. 108 m/s
7. a. 450,000 J b. 22,500 J
c. 16,875 J
d. 21.2 m/s
e. 9.18 m
8. .

9. b. $KE = 504,600 \text{ J}$; $U_g = 1,058,400 \text{ J}$; $E_{total} = 1,563,000 \text{ J}$
10. a. 34 m/s at B ; 28 m/s at D , 40 m/s at E , 49 m/s at C and F ; 0 m/s at H . b. 96 m
11. a. 1.7 J b. 1.3 m/s
c. 0.64 J, 0.80 m/s
12. a. 1.2 m/s² b. 130 J, 2.2 N
13. a. 500 J b. 6.9 m/s
c. 4.3 m/s
14. 73 m/s
15. a. 2.5 m/s² b. 1.8 m
c. 6750 J
d. 5.6 kW
e. 22.5 kJ
f. $1.3 \times 10^8 \text{ J/gallon of gas}$
16. a. 0.76 mb. 336,000 N

Chapter 10

Basic_Physics-Heat



The Big Ideas

Heat is a form of energy transfer. Materials do not contain heat. They contain internal energy that can be transferred (i.e. heat) from one body to another. Internal energy is the vibrating and rotating and general jostling of atoms and/or molecules that make up the 'thing,' whether it is wood, steel, or water. One way to measure the heat of an object is to measure its temperature. This is really a statement about its internal kinetic energy.

Heat expansion is a result of the increase of kinetic energy of the molecules. As their movement increases, they bump into each other more and the material slightly expands as a result. Most materials expand with heat. Water is a particularly interesting substance in that it *contracts* as its temperature increases from 0°C to 4°C (and then expands from 4°C to 100°C).

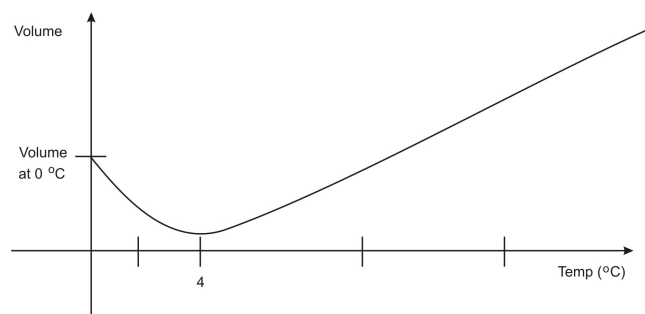
Heat can be transferred in three ways, through conduction, convection, and radiation. Conduction is the transfer of heat by physical contact. Heat flows from the hotter object to the cooler object. Convection is heat transfer by an intermediate substance (for example air or water). Your oven (often properly called the 'convection oven') works by heating up the air and then the air heats up your food. Radiation is the release of heat (and thus the lowering of its internal energy) by releasing electromagnetic waves. The hotter the object the higher the frequency of the light emitted. When you look at a fire the blue flames are hotter than the red flames because blue has a higher frequency than red.

Entropy is a measure of disorder, or the variety of ways in which a system can organize itself with the same total energy. The entropy of any isolated system always tends to disorder (i.e. entropy is always increasing). In the universe, the entropy of a subset (like evolution on Earth) can decrease (i.e. more order), but the

total entropy of the universe is decreasing (i.e. more disorder).

Key Concepts

- When an object feels cold to the touch, it is because heat is flowing from you to the object.
- When an object feels hot to the touch, it is because heat is flowing from the object to you.
- Some objects (like metals) conduct heat better than others (like wood). Thus if you stick a metal rod in the fireplace and hold the other end, the heat is conducted well and you get burned. On the other hand, if you place a wood stick in the fire and hold the other end you'll be OK.
- The temperature of a gas is a measure of the amount of average kinetic energy that the atoms in the gas possess.
- If you heat something, you increase its internal energy, so you increase the movement of molecules that make up this thing, thus it expands. This is called heat expansion; most everything expands as heated and contracts as cooled.
- Most materials expand as they are heated. This can cause bridges to collapse if they are not designed to have a place to expand in the summer months (like the placing of metal 'teeth' at intervals on the Golden Gate Bridge).
- Water *contracts* from 0°C to 4°C and then expands from 4°C to 100°C. Remembering that density is mass divided by volume explains why water at 4°C is more dense than water below and above 4°C. This also explains why lakes freeze on the top first and not throughout. As the water on the top of the lake drops below 4°C, it is now more dense than the water below it, thus it sinks to the bottom, allowing the warmer water to rise up to the top and cool down in the winter weather. Only when the entirety of the lake is at 4°C, then the lake can start to freeze. It freezes from the top down, because water below 4°C is less dense than water at 4°C.

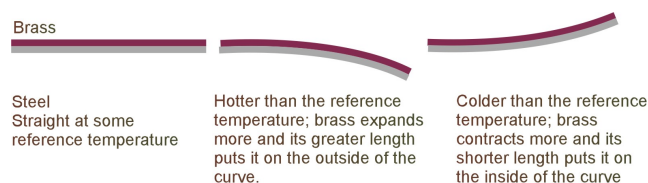


- There are 3 different temperature scales you should know -the Kelvin scale, the Celsius scale and the Fahrenheit scale.
- The Kelvin scale (K) is the one used in most scientific equations and has its zero value set at *absolute zero* (the theoretical point at which all motion stops).
- The Celsius scale ($^{\circ}C$) is the standard SI temperature scale. It is equal to the Kelvin scale if you minus 273 from the Celsius reading. Water has a boiling point of 100°C and a freezing point of 0°C.
- The Fahrenheit scale ($^{\circ}F$) is the English system and the one we are familiar with.

- **Newtons' Law of Cooling:** The rate of heat transfer is proportional to the difference in temperature between the two objects. For example, hot liquid that is put in the freezer will cool much faster than a room temperature liquid that is put in the same freezer.
- **Heat capacity** is the amount of internal energy that the substance can store. A large heat capacitance means the substance can store a lot of internal energy and thus the temperature changes slowly. Aluminum foil has a small heat capacitance and water has a large one.
- The amount of heat capacitance (and thus its specific heat value) is related to something called 'degrees of freedom,' which basically says how free is the object to move in different ways (and thus how much kinetic energy can it store inside itself without breaking apart). For example, solids have a more fixed structure, so they cannot rotate and jostle as much, so they can't store as much internal energy so they have lower heat capacitance than liquids.
- **Specific heat** is similar to heat capacitance, but is a specific number. The specific heat tells you how much energy one must put in per unit mass in order to raise the temperature 1°C .
- **Phase changes:** it takes energy to change phases from a solid to a liquid and from a liquid to a gas. The substance releases energy when changing phase from gas to liquid or from liquid to solid. How much energy per unit mass depends on the substance in question. When you get out of the shower you often feel cold. This is because the water on you is evaporating, and heat is flowing from you to the water droplets in order for them to change phase from water to gas. You are losing heat and thus feel cold.

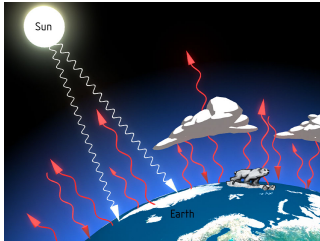
Key Application

- The human body radiates heat in the range of infrared light. Night goggles work by 'seeing' the infrared light emitted by our bodies.



- The thermostat works with a bi-metallic strip. A bi-metallic strip is a flat rectangular object with two different metal strips glued together back to back. In the example above (courtesy of 'hyperphysics') we have brass and steel. Brass has a larger heat expansion than steel. When the temperature gets Hotter, the brass strip will expand more than the steel one and thus the strip will bend downward, triggering the thermostat to turn on the air conditioner. When the Temperature goes below the set value, then the brass one contracts more than the steel one and it bends upward. This triggers the heating to be turned on.
- A calorie is a unit of energy. The food Calorie, with a capital C , is actually 1,000 calories (a kcal). Thus, for example, a snicker bar labeled with 200 Cal is actually 200,000 cal.
- Food calories are determined by burning the food and measuring the heat released.
- The human body is at a temperature that radiates away heat in the form of infrared wavelengths. Night goggles work by 'seeing' the infrared light and then converting it into visible light (the green screen you usually see in the movies is because the conversion is usually done with a phosphorous screen).

- For electronics in space, one must use very large heat sinks to radiate away the heat from components and chips like the processor. Since there is no air in space, a fan will not do anything. The processor chip cannot release heat built up by convection, so it must radiate it away over a large heat sink.
- More than 50% of the water rise expected from global warming is due to the thermal expansion of water (more on greenhouse effect below).



The Greenhouse Effect

Greenhouse Effect: The solar energy reaching the surface of the Earth is concentrated in short wavelengths, which can easily penetrate the greenhouse gases, such as carbon dioxide and methane. The Earth, however, is cooler than the sun and it radiates its heat in the form of energy in the far infrared range. These longer wavelengths are partially absorbed by the greenhouse gases and some of the solar heat is returned to Earth. At a certain temperature these processes are in equilibrium and the surface temperature of the Earth is stable. However, if more greenhouse gases are put in the atmosphere the amount of trapped terrestrial radiation increases, leading to an increase in global temperature.

Current Situation: Currently the heating effect of extra greenhouse gases (since the start of the industrial revolution) is equal to about 1.0 W/m^2 . Thus the recent period has recorded parallel increases in concentration of carbon dioxide and average global temperature. As more greenhouse gases are put into the atmosphere the temperature will increase further. There are certain effects of a warmer Earth (discussed more in optional section), which could accelerate the process, even if no more greenhouse gases are put into the atmosphere (an unlikely prospect for the foreseeable future).

Possible Effects That Can Accelerate Global Warming:

1. **Time Lag:** The excess energy warms the ocean very slowly, due to water's high heat capacity. Even in the unlikely event that no more greenhouse gases are added to the atmosphere the temperature increase already measured will be almost doubled.
2. **The Effect of Water Vapor:** Increasing temperatures will lead to more evaporation and more water vapor in the atmosphere. Water vapor is a greenhouse gas and its increased presence may cause further warming in a positive feedback loop. On the other hand if the water vapor results in more clouds more solar radiation will be reflected, a possible negative feedback.
3. **Albedo** is the amount of light reflected by a surface. Sea ice has an albedo of .85, meaning 85% of light is reflected back from its surface (and leaves the Earth) and 15% is absorbed and stays in the Earth; ice-free water has an albedo of .07. (93% of the solar energy is absorbed.) Thus the observed melting of sea ice could amplify the effect of global warming
4. The **Melting of the Artic Permafrost** also has an amplifying effect by releasing carbon dioxide and methane that is normally trapped in the tundra.
5. Warmer oceans are hostile to **algae and cytoplankton**, which are the most important absorbers of carbon dioxide. The loss of these two photosynthesizers would remove the most important natural CO_2 sink.

6. **Loss of Rain Forests** would have a similar effect. Global warming is likely to lead to desertification of the habitats of rain forests. The rain forest is the second most important CO_2 sink.

Key Equations

Table 10.1

$^{\circ}F = 9/5^{\circ}C - 32$;	conversion from Celsius to Fahrenheit
$^{\circ}C = 5/9(^{\circ}F - 32)$;	conversion from Fahrenheit to Celsius
$Q = mc\Delta T$;	the heat gained or lost is equal to the mass of the object multiplied by its specific heat multiplied by the change of its temperature.
$Q = mL$;	the heat lost or gained by a substance due to a change in phase is equal to the mass of the substance multiplied by the heat of vaporization/fusion
1 cal = 4.184 Joules	;	your food calorie is actually a kilocalorie (Cal) and equal to 4184 J.

Table 10.2: Specific Heat Values


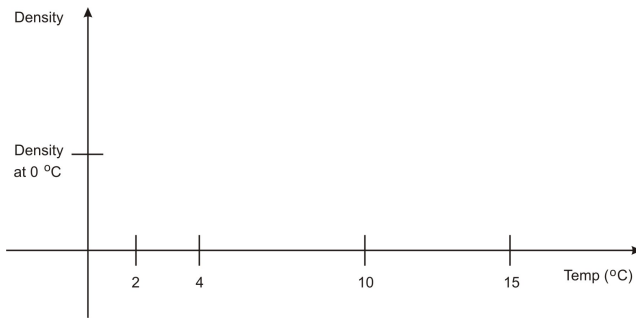
Substance	Specific Heat, $c(\text{cal/g}^{\circ}\text{C})$
Air	6.96
Water	1.00
Alcohol	0.580
Steam	0.497
Ice (-10°C)	0.490
Aluminum	0.215
Zinc	0.0925
Silver	0.0558
Gold	0.0301

Table 10.3: Heat of Fusion and Vaporization


Substance	Fusion, L_f (cal/g)	Vaporization, L_v (cal/g)
Water	80.0	540
Alcohol	26	210
Silver	25	556
Zinc	24	423
Gold	15	407
Helium	—	5.0

Heat Problem Set

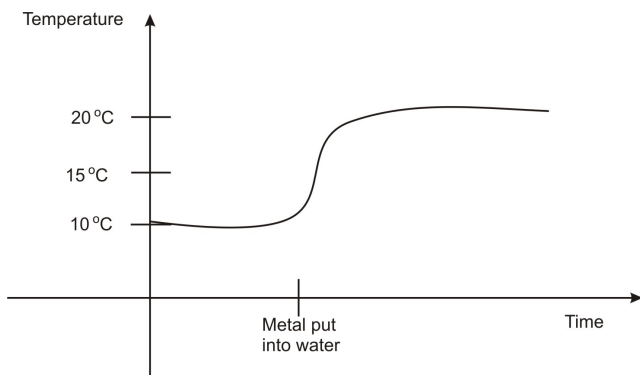
1. Draw the density curve of water below.



2. Why are icebergs often surrounded by fog?
3. Why should you not pick up a hot pan with a *wet* cloth?
4. Why is San Francisco always around the same temperature all year, where as Washington DC has very cold winters and very hot summers?
5. One object is radiating UV light and one is radiating IR light. Which is hotter and why?
6. A thermometer measures its own temperature. Why is this so, and why does it also give you the temperature of say the hot coffee you stick it in?
7. A regular convection oven and a microwave both heat up the food. But they use different methods to transfer heat into the food, what are they?

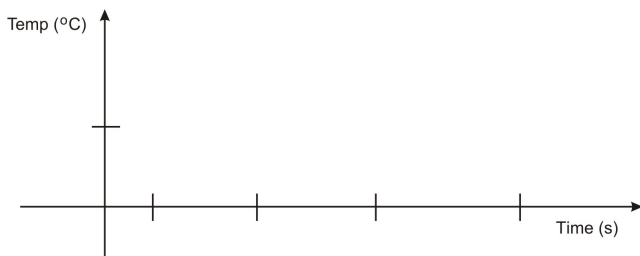


8. Explain why a lake freezes at the top first, rather than throughout or at the bottom?
9. A wood bar and a metal bar are both at room temperature. Which will feel colder? Why?
10. Ocean breeze comes off the ocean on a hot day (on shore breeze), why? Use a diagram as part of your explanation.
11. Why is a blue flame hotter than a red flame?
12. Why is it so cold when you get out of the shower wet, but not as cold if you dry off first before getting out of the shower?
13. You are going to drink your freshly poured and hot coffee in exactly 5 minutes. You like milk in your coffee and you want your coffee to be as hot as possible when you drink it. Should you pour the milk in now or right before drinking it? Explain.
14. Peter is heating water on the stove to boil eggs for a picnic. How much heat is required to raise the temperature of his 10.0 – kg vat of water from 20°C to 100°C?
15. Amy wishes to measure the specific heat capacity of a piece of metal. She places the 75 – g piece of metal in a pan of boiling water, then drops it into a styrofoam cup holding 50 g of water at 22°C. The metal and water come to an equilibrium temperature of 25°C. Calculate:
 - a. The heat gained by the water
 - b. The heat lost by the metal
 - c. The specific heat of the metal.
16. John wishes to heat a cup of water to make some ramen for lunch. His insulated cup holds 200 g of water at 20°C. He has an immersion heater rated at 1000 W(1000 J/s) to heat the water.
 - a. How many JOULES of heat are required to heat the water to 100°C?
 - b. How long will it take to do this with a 1000 – W heater?
 - c. Convert your answer in part *b* to minutes.
17. .
18. You put a 20 g cylinder of aluminum ($c = 0.2 \text{ cal/g/}^\circ\text{C}$) in the freezer ($T = -10^\circ\text{C}$). You then drop the aluminum cylinder into a cup of water at 20°C. After some time they come to a common temperature of 12°C. How much water was in the cup?
19. Emily is testing her baby's bath water and finds that it is too cold, so she adds some hot water from a kettle on the stove. If Emily adds 2.00 kg of water at 80.0°C to 20.0 kg of bath water at 27.0°C, what is the final temperature of the bath water?
20. You are trying to find the specific heat of a metal. You heated a metal in an oven to 250°C. Then you dropped the hot metal immediately into a cup of cold water. To the right is a graph of the temperature of the water versus time that you took in the lab. The mass of the metal is 10 g and the mass of the water is 100 g. Recall that water has a specific heat of 1 cal/g°C.

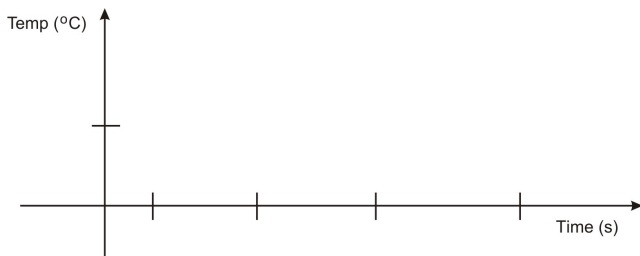


21. How much heat is required to melt a 20 g cube of ice if a. the ice cube is initially at 0°C
 b. the ice cube is initially at -20°C (be sure to use the specific heat of ice)
22. A certain alcohol has a specific heat of $0.57 \text{ cal/g}^{\circ}\text{C}$ and a melting point of -114°C . You have a 150 g cup of liquid alcohol at 22°C and then you drop a 10 g frozen piece of alcohol at -114°C into it. After some time the alcohol cube has melted and the cup has come to a common temperature of 7°C . a. What is the latent heat of fusion (i.e. the ' L ' in the $Q = mL$ equation) for this alcohol?

Make a sketch of the graph of the alcohol's temperature vs. time



b. Make a sketch of the graph of the water's temperature vs. time



23. Due to the greenhouse effect, we currently have an estimated energy imbalance of 1 W/m^2 . In other words, the Earth is absorbing 1 J per second for every m^2 of area.



- a. How many joules of energy is the surface of the Earth taking in every second (you may need to look up the radius of Earth)?
 - b. What mass of ice can be melted by this much energy over the course of one year?
 - c. What volume of water will that add to our oceans? (recall the density of water is 1000 kg/m^3)
 - d. From the above result and a little research on the surface area of the oceans on Earth, what would the increase in ocean levels be for one year? For the next 10 years?
 - e. How would these results change if the energy imbalance increases over the next 10 years to 5 W/m^2 (so take the average of 3 W/m^2)
24. Explain the greenhouse effect in your own words.
25. Given the following table, involving the growth in concentration of greenhouse gases:

Table 10.4


year	$[CO_2]ppm$	$[CH_4]ppb$
1940	310	1100
1960	315	1250
1980	335	1550
2000	370	1750
2020 (IPCC* projection)	420	2150

- 26.
27. *
28. *Intergovernmental Panel on Climate Change*
29. a. Graph this data (either very carefully by hand or, better, using Excel) with time on the horizontal axis b. From your graph determine the average rate of increase in the concentrations of the two gases
- i.
30. 1940 – 2000
31. ii.
32. 1960 – 2000

33. iii.

34. 1980 – 2000

35.



36. An overlooked area of additional global warming is the traditional cook stove. The soot smoke produced from this stove in one Honduran study absorbed 65% of terrestrial radiation that then goes into warming the atmosphere. There 400 million such cook stoves worldwide, which emit 1.5 g of soot per kilogram of wood burned. The average daily use of wood is 7.5 kg per stove. Calculate the mass of soot released through cook stoves per day, per year.

Table 10.5: Emissions of Carbon Dioxide for Different Fuels

Fuel	K_g of carbon dioxide emitted/gallon
Gasoline	8.78
California reformulated gasoline, 5.7% ethanol	8.55
Ethanol	6.10
Diesel #2	10.05
Biodiesel	9.52
Jet fuel	9.47
Propane	5.67
Natural gas/gasoline gallon equivalent	6.86

37.


38. Compare the carbon “footprint” of the following:



- A hybrid car (45 mpg) that drives 21,000 mile per year in Calif.
- A SUV (17 mpg) that drives 21,000 miles per year also in Calif.
- A commercial flatbed (11 mpg) that drives 21,000 miles per year and uses bio diesel

39. .

40. Physics Today estimates that the world's population converts 4×10^{20} J of energy every year. a. Calculate the RATE (watts) at which that energy would be used if it's consumed at a constant rate over one year.
- b. Estimate the world's population and calculate the watts per person consumed. Compare that rate to the average US consumption of 12 KW per person, and the rate advocated by 2000 Watts, a group recommending that humans aim for a power consumption of no more than 2 kW per person.
- c. If all that energy used in one year went to heating water, how much water could be heated from 25°C and boiled into steam?
41. Research some typical mileages, type of fuel used, and miles covered in a year and determine the carbon footprint for: a. a tractor-trailer truck
- b. a commercial airliner
- c. a corporate jet
- d. a bus
- e. Amtrak
42. A pile driver of mass 2000 kg is dropped from a height of 2.7 m onto a steel spike, driving the spike 12 cm into the ground. Calculate:



- a. the work done by the pile driver.
- b. the force exerted by the pile driver on the spike.
- c. the acceleration of the pile driver when it hits the spike.
- d. The time for the pile driver to come to rest when it hits the spike.
- e. The temperature change of the spike if all the work done by the spike were converted into heat to raise the temperature of the spike, the spike has a mass of 500 kg and the specific heat of steel is $0.45 \text{ J/g}^{\circ}\text{C}$.

Answers

1. .

2. .
3. .
4. .
5. .
6. .
7. .
8. .
9. .
10. .
11. .
12. .
13. .
14. .
15. 800,000 cal or 3360 kJ
16. a. 150 cal (630 J)b. same as a!
c. 0.027 cal/g°C (0.11 J/g°C)
17. a. 67,200 Jb. 67.2 s
c. 1.1 min
18. 11.0 g
19. 31.8°C
20. .
21. a. 1600 cal (6720 J)b. 1800 cal (7560 J)
22. 59.3 cal/g
23. a. 5.1×10^{14} Jb. 1.5×10^9 kg
c. $1.5 \times 10^6 m^3$
24. .
25. .
26. 4.5×10^9 g/day, or 1.6×10^{12} g/yr
27. .
28. .
29. a. 1.3×10^{13} Wb. 1300 W/person
c. 1.6×10^{14} kg
30. .
31. .

Chapter 11

Basic Physics-Circular Motion



The Big Idea

In the absence of a net force, objects move in a straight line. If they turn — that is, if their velocity changes, *even only in direction* — there must be an applied force. Forces which cause objects to turn around continuously in a circle are known as *centripetal forces*. When an object moves in a circle its velocity at any particular instant points in a direction *tangent* to the circle. The acceleration points towards the center of the circle, and so does the force acting on it. This is only natural, when you think about it — if you feel a force pushing you towards your left as you walk forward, you will walk in a circle, always turning left.

Key Equations

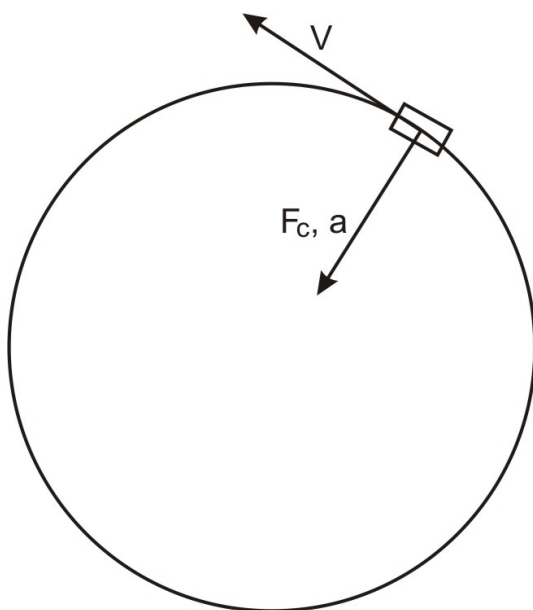
Table 11.1: (continued)

$a_C = v^2/r$;	the acceleration of an object moving at constant speed and going in a circle is equal to the square of its speed divided by the radius of the circle.
---------------	---	---

Table 11.1

$a_C = v^2/r$;	the acceleration of an object moving at constant speed and going in a circle is equal to the square of its speed divided by the radius of the circle.
$F_C = ma_C = mv^2/r$;	if an object of mass m moves in a circle of radius r at speed v , the force acting on it must be equal to this value. The direction of this force is always pointed towards the center of the circle.

Key Concepts



- Centripetal Force is an umbrella term that refers to any force that makes something move in a circle. Examples of forces that can be centripetal forces are as follows: *Gravity* (the gravity between the Earth and Sun causes the Earth to go in a circle), *Friction* (the friction force between a car's tires and the road causes the car to turn), *Tension* (when swinging a bucket around in a circle by holding onto the string, the tension of the string is the centripetal force)

- An object moving in a circle has an instantaneous velocity *tangential* to the circle of its path. The force and acceleration point to the center of the circle.
- Net force and acceleration *always* have the same direction.
- An orbital period, T , is the time it takes to make one complete rotation.
- If a particle travels a distance $2\pi r$ in an amount of time T , then its speed is distance over time or $2\pi r/T$.
- Centripetal acceleration is just the acceleration provided by centripetal forces.

Key Applications

- To find the maximum speed that a car can take a corner on a flat road without skidding out, set the force of friction equal to the centripetal force.
- To find the tension in the rope of a swinging pendulum, remember that it is the *sum* of the tension and gravity that produces a net upward centripetal force. A common mistake is just setting the centripetal force equal to the tension.
- To find the speed of a planet or satellite in an orbit, realize that the force of gravity is the centripetal force. So set the force of gravity equal to mv^2/r , where v is the speed of the planet, m is the mass of the planet or satellite and r is the distance of the planet to the sun or the satellite to the Earth.
- Some data needed for the problems:

The radius of Earth is 6.38×10^6 m

The mass of Earth is about 6.0×10^{24} kg

The mass of Sun is about 2.0×10^{30} kg

The Earth-Sun distance is about 1.5×10^{11} m

The Earth-Moon distance is about 3.84×10^8 m

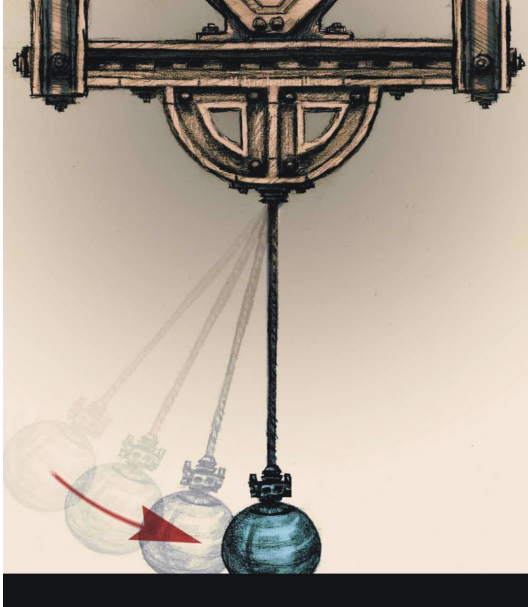
Centripetal Forces Problem Set

1. When you make a right turn at constant speed in your car what is the force that causes *you* (not the car) to change the direction of *your* velocity? Choose the best possible answer.
 - a. Friction between your butt and the seat
 - b. Inertia
 - c. Air resistance
 - d. Tension
 - e. All of the above
 - f. None of the above
2. You buy new tires for your car in order to take turns a little faster. The new tires double the force of friction between your tires and the road. With the old tires you could take a particular turn at a speed v_o . What is the maximum speed you can now take the turn without skidding out?
 - a. $4v_o$
 - b. $2v_o$

c. v_0

d. $\sqrt{2}v_0$

e. Not enough information given



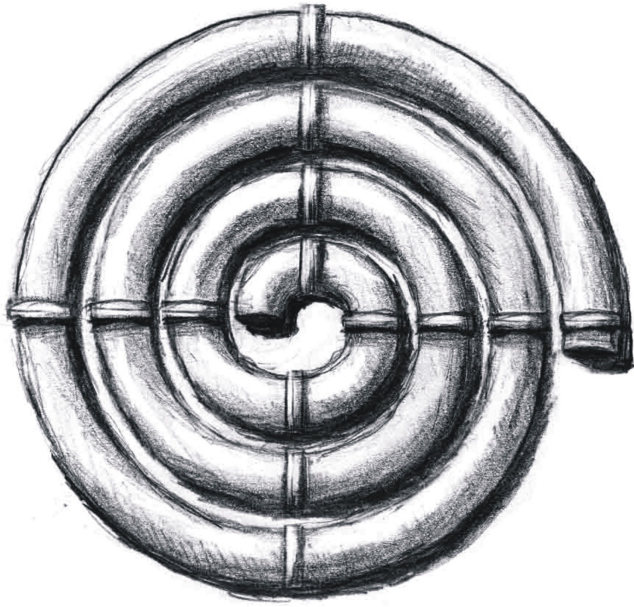
3. A pendulum consisting of a rope with a ball attached at the end is swinging back and forth. As it swings downward to the right the ball is released at its lowest point. Decide which way the ball attached at the end of the string will go at the moment it is released. a. Straight upwards

b. Straight downwards

c. Directly right


d. Directly left

e. It will stop



4. A ball is spiraling outward in the tube shown to the right. Which way will the ball go after it leaves the tube?
 - a. Towards the top of the page
 - b. Towards the bottom of the page
 - c. Continue spiraling outward in the clockwise direction
 - d. Continue in a circle with the radius equal to that of the spiral as it leaves the tube
 - e. None of the above
5. An object of mass 10 kg is in a circular orbit of radius 10 m at a velocity of 10 m/s.
 - a. Calculate the centripetal force (in N) required to maintain this orbit.
 - b. What is the acceleration of this object?
6. Suppose you are spinning a child around in a circle by her arms. The radius of her orbit around you is 1 meter. Her speed is 1 m/s. Her mass is 25 kg.
 - a. What is the tension in your arms?
 - b. In her arms?
7. A racecar is traveling at a speed of 80.0 m/s on a circular racetrack of radius 450 m.
 - a. What is its centripetal acceleration in m/s^2 ?
 - b. What is the centripetal force on the racecar if its mass is 500 kg?
 - c. What provides the necessary centripetal force in this case?
8. Calculate the velocity of a person standing at the equator due to the Earth's 24 hour rotation. Calculate the centripetal acceleration of this person. Is there any danger of "flying off"? Explain.
9. Neutron stars are the corpses of stars left over after supernova explosions. They are the size of a small city, but can spin several times per second. (Try to imagine this in your head.) Consider a neutron star of radius 10 km that spins with a period of 0.8 seconds. Imagine a person is standing at the equator of this neutron star.
 - a. Calculate the centripetal acceleration of this person and compare it to the acceleration g due to gravity on Earth.
 - b. Now, find the minimum acceleration due to gravity that the neutron star must have in order to keep the person from flying off.

10. A student comes up to you and says, “I can visualize the force of tension, the force of friction, and the other forces, but I can’t visualize *centripetal* force.” As you know, a centripetal force must be *provided* by tension, friction, or some other “familiar” force. Write a two or three sentence explanation, in your own words, to help the confused student.
11. Calculate the centripetal acceleration of the Earth around the Sun.

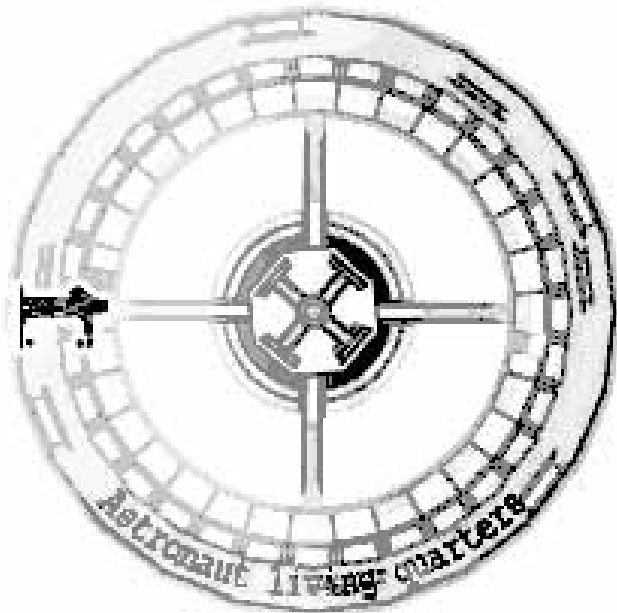


12. You are speeding around a turn of radius 30.0 m at a constant speed of 15.0 m/s. Assume the mass of the car is 800 kg. a. What is the minimum force of friction between your car tires and the road necessary for you to retain control?
- b. Even if the road is terribly icy, you will still move in a circle because you are slamming into the walls. What centripetal forces (in the form of a Normal Force) must the walls exert on you. Assume you do not lose speed during the turn.

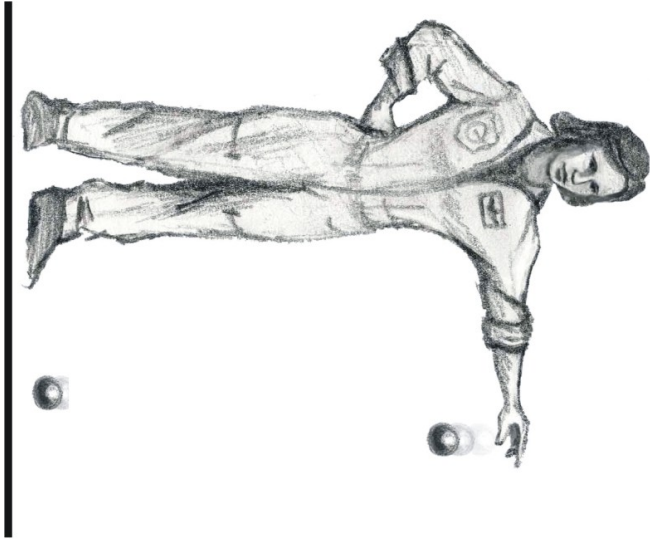
ANSWERS:

1. .
2. .
3. .
4. .
5. a. 100 N b. 10 m/s^2
6. a. 25 N towards her b. 25 N towards you
7. a. 14.2 m/s^2 b. $7.1 \times 10^3 \text{ N}$
c. friction between the tires and the road
8. $v = 464 \text{ m/s}$; $a = 0.034 \text{ m/s}^2$
9. a. $6.2 \times 10^5 \text{ m/s}^2$ b. The same as a.
10. discuss in class
11. $.006 \text{ m/s}^2$
12. a. 6000 N b. same as in a, if assume no friction

OPTIONAL PROBLEM



1. A space station was established far from the gravitational field of Earth. Extended stays in zero gravity are not healthy for human beings. Thus, for the comfort of the astronauts, the station is rotated so that the astronauts *feel* there is an internal gravity. The rotation speed is such that the *apparent* acceleration of gravity is 9.8 m/s^2 . The direction of rotation is counter-clockwise.
 - a. If the radius of the station is 80 m, what is its rotational speed, v ?
 - b. Draw vectors representing the astronaut's velocity and acceleration.
 - c. Draw a free body diagram for the astronaut.
 - d. Is the astronaut exerting a force on the space station? If so, calculate its magnitude. Her mass $m = 65 \text{ kg}$.
 - e. The astronaut drops a ball, which *appears* to accelerate to the 'floor', (see picture) at 9.8 m/s^2 .



- i. Draw the velocity and acceleration vectors for the ball while it is in the air.
- ii. What force(s) are acting on the ball while it is in the air?
- iii. Draw the acceleration and velocity vectors after the ball hits the floor and comes to rest.
- iv. What force(s) act on the ball after it hits the ground?

Answers:

1. a. $v = 28 \text{ m/s}$. v —down, a —right
c. f —right
d. Yes, 640 N

Chapter 12

Basic_Physics-Gravity



The Big Idea

Over 2500 years ago Aristotle proposed two laws of physics governing motion. One for ‘Earthly bodies’ (objects on Earth) that states objects naturally go in straight lines and one for ‘Heavenly bodies’ (objects in space) that states objects naturally go in circles. This idea held steady for 2,000 years, until Isaac Newton in a triumph of brilliance declared that there is one law of physics that governs motion and he unified “earthly” bodies and “heavenly” bodies with the The Universal Law of Gravitation. Newton used the universal law of gravity to prove that the moon is accelerating towards Earth just as a body on Earth is falling towards Earth. The acceleration of both the moon and the object on Earth is calculated using the same formula. This theory is so well regarded that it has been used to hypothesize the existence of black holes and dark matter, later verified by observation. The search to unify the laws of physics into one theory continues today and is often referred to as the yet undiscovered Grand Unified Theory (GUT).

Key Equation: The Universal Law of Gravity

Table 12.1

$F_G = Gm_1m_2/r^2$;	the force of gravity between an object with mass m_1 and another object of mass m_2 and a distance between them of r .
$G = 6.67 \times 10^{-11} \text{ Nm}^2/\text{kg}^2$;	the universal constant of gravity

Table 12.1: (continued)

$F_G = Gm_1m_2/r^2$;	the force of gravity between an object with mass m_1 and another object of mass m_2 and a distance between them of r .
$g = Gm/r^2$;	gravitational field strength or gravitational acceleration of a planet with mass m and radius r . Note that this is not really a separate equation but comes from Newton's second law and the law of universal gravitation.

Key Concepts

- When using the Universal Law of Gravity formula and the constant G above, make sure to use units of meters and kilograms.
- Newton invented calculus in order to prove that for a spherical object (like Earth) one can assume all of its mass is at the center of the Sphere (thus in his formula, one can use the radius of Earth for the distance between a falling rock and Earth).
- An orbital period, T , is the time it takes to make one complete rotation.
- If a particle travels a distance $2\pi r$ in an amount of time T , then its speed is distance over time or $2\pi r/T$.

Key Applications

- To find the speed of a planet or satellite in an orbit, realize that the force of gravity is the centripetal force. So set the force of gravity equal to mv^2/r , where v is the speed of the planet, m is the mass of the planet or satellite and r is the distance of the planet to the sun or the satellite to the Earth.
- Some data needed for the problems:

The radius of Earth is 6.38×10^6 m

The mass of Earth is about 6.0×10^{24} kg

The mass of Sun is about 2.0×10^{30} kg

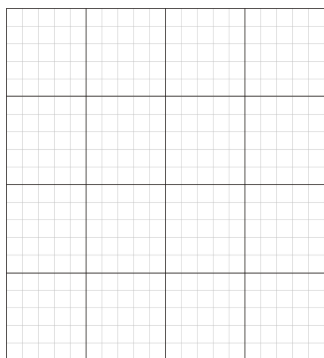
The Earth-Sun distance is about 1.5×10^{11} m

The Earth-Moon distance is about 3.84×10^8 m

Gravity Problem Set

1. Prove g is *approximately* 10 m/s^2 on Earth by following these steps:
 - a. Calculate the force of gravity between a falling object (for example an apple) and that of Earth. Use the symbol m_o to represent the mass of the falling object.
 - b. Now divide that force by the object's mass to find the acceleration g of the object. Calculate the force of gravity between the Sun and the Earth.

2. Calculate the force of gravity between two human beings, assuming that each has a mass of 80 kg and that they are standing 1 m apart. Is this a large force?
3. A student comes up to you and says, "I can visualize the force of tension, the force of friction, and the other forces, but I can't visualize *centripetal* force." As you know, a centripetal force must be *provided* by tension, friction, or some other "familiar" force. Write a two or three sentence explanation, in your own words, to help the confused student.
4. Calculate the gravitational force that your pencil or pen pulls on you. Use the center of your chest as the center of mass (and thus the mark for the distance measurement) and estimate all masses and distances.
 - a. If there were no other forces present, what would your acceleration be towards your pencil? Is this a large or small acceleration?
 - b. Why, in fact, doesn't your pencil accelerate towards you?
5. Mo and Jo have been traveling through the galaxy for eons when they arrive at the planet Remulak. Wanting to measure the gravitational field strength of the planet they drop Mo's lava lamp from the top deck of their spacecraft, collecting the velocity-time data shown below.



- a. Plot a velocity-time graph using the axes above. Put numbers, labels and units on your axes. Then draw a best-fit line (use a ruler) and use that line to find the gravitational field strength of Remulak. Explain below how you did that.
 - b. Mo and Jo go exploring and drop a rock into a deep canyon – it hits the ground in 8.4 s. How deep is the canyon?
 - c. If the rock has a mass of 25 g and makes a hole in the ground 1.3 cm deep, what force does the ground exert to bring it to a stop?
 - d. Mo and Jo observe the shadows of their lava lamps at different positions on the planet and determine (a la Eratosthenes, the Greek astronomer, around 200 B.C.) that the radius of Remulak is 4500 km. Use that and your result for g to find the mass of Remulak.
6. A neutron star has a mass of about 1.4 times the mass of our sun and is about 20 km in diameter. It's the remains of a star several times more massive than our sun that has blown off its outer layers in a supernova explosion.
 - a. Calculate the density of a neutron star. (density = mass/volume; volume of a sphere is $\frac{4}{3}\pi R^3$).
 - b. How much would you weigh on the surface of a neutron star? (1 kg = 2.2 pounds). How many times greater is this than your weight on earth?
 - c. If you dropped your iPod on the surface of a neutron star, how long would it take to hit the surface? (estimate your height).
 7. At what height above the earth would a 400 – kg weather satellite have to orbit in order to experience a gravitational force half as strong as that on the surface of the earth?

8. Optional Challenge Problem:
9. The Moon's period around the earth is 27.3 days and the distance from the earth to the moon is 3.84×10^8 m. Using this information, calculate the mass of the Earth. (note: this calculation assumes a circular orbit. Is your answer high or low? Why?).
10. Calculate the mass of the Earth using *only*: (i) Newton's Universal Law of Gravity; (ii) the Moon-Earth distance (3.84×10^8 m); and (iii) the fact that it takes the Moon 27.3 days to orbit the Earth.

Answers Problems:

1. .
2. 4.3×10^{-7} N
3. .
4. .
5. (all answers are approximate) a. 3.2 m/s^2
b. 110 m
c. 700 N
d. 9.7×10^{23} kg
6. a. $8.6 \times 10^{16} \text{ kg/m}^3$ b. approx. 10^{13} N
c. 10^{-6} s
7. 2.5×10^6 m above earth's surface
8. Earth's mass is about 6.0×10^{24} N

Chapter 13

Basic_Physics-Electrostatics



The Big Idea

Conservation of charge is the fourth of the 5 conservation laws in physics. There are two charges, + and -, and the symmetry of the electric charge indicates that the total charge in the universe remains the same. In any closed system, charge can be transferred from one body to another but the amount of electric charge in the universe remains the same.

Electromagnetism is associated with charge and is a fundamental force of nature like gravity. If charges are static (i.e. not moving) the electromagnetic force is the *Coulomb electric force*. In the same way that the gravitational force depends on mass, the Coulomb electric force depends on the property known as electric *charge*. Like gravity the Coulomb electric Force decreases with the square of the distance. The Coulomb electric force is responsible for many of the forces discussed previously: the normal force, contact forces, friction, and so on... *all* of these forces arise in the mutual attraction and repulsion of charged particles.

The law determining the magnitude of the Coulomb electric force has the same form as the law of gravity. The electric constant is 20 orders of magnitude greater than the gravitational constant. That is why electricity normally dominates gravity at the atomic and molecular level. However, gravity will dominate in large bodies. The reason is that atoms and molecules have equal number of positive and negative charges and are therefore electrically neutral (thus the Coulomb electric force is canceled out).

Key Equations

Table 13.1

<ul style="list-style-type: none"> • $q = Ne$;	the total charge of an object is always some integer N multiplied by the fundamental charge $e = 1.6 \times 10^{-19}$ C.
<ul style="list-style-type: none"> • $F = kq_1q_2/r^2$;	the force exerted by two charges on one another depends on the amount of the charge, the distance between them, and a fundamental constant $k = 9 \times 10^9$ Nm ² /C ² .
<ul style="list-style-type: none"> • $F = qE$;	a charged object in an electric field feels a force.
<ul style="list-style-type: none"> • $E = kq/r^2$;	the electric field produced by a charged object depends on the charge of the object and the distance to the object.
<ul style="list-style-type: none"> • $E = -\Delta V/\Delta x$;	through a changing electric potential.
<ul style="list-style-type: none"> • $V = kq/r$;	the electric field depends on how quickly the electric potential varies over space; alternatively $\Delta V = -E \cdot \Delta x$. the electric potential produced by a charged object depends on the charge of the object and the distance to the object.

Key Concepts

- In any process, electric charge is conserved. The total electric charge of the universe does not change. Therefore, electric charge can only be transferred – not lost – from one body to another.
- Electrons have negative charge and protons have positive charge. The magnitude of the charge is the same for both, $e = 1.6 \times 10^{-19}$ C.
- Normally, electric charge is transferred when electrons leave the outer orbits of the atoms of one body (leaving it positively charged) and move to the surface of another body (causing the new surface to gain a negative net charge). In a plasma all electrons are stripped from the atoms, leaving positively charged ions and free electrons.
- Similarly charged objects have a repulsive force between them. Oppositely charged objects have an attractive force between them.
- The value of the electric field tells you the force that a charged object would feel *if* it entered this field. Electric field lines tell you the direction a positive charge would go if it were placed in the field.

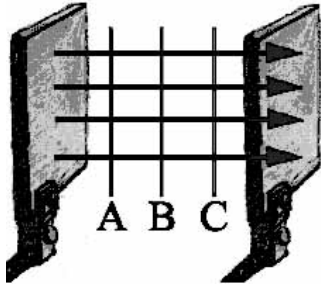
- Electric potential is measured in units of Volts (V) – thus electric potential is often referred to as “voltage.”
- Positive charges move towards lower electric potential; negative charges move toward higher electric potential

Key Applications

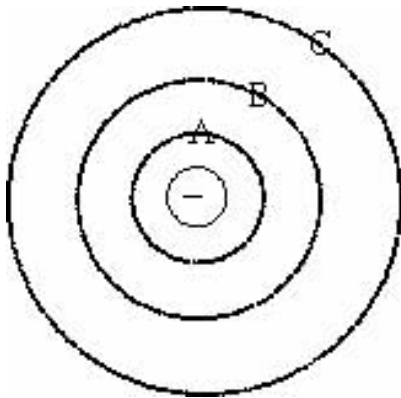
- In problems that ask for excess negative or positive charge, remember that each electron has one unit of the fundamental charge e .
- To find the speed of a particle after it traverses a voltage difference, use the equation for the conservation of energy: $q\Delta V = 1/2 mv^2$
- Force and electric field are vectors and thus have direction as well as their value.
- Electric field lines point from high electric potential to low potential and are perpendicular to the electric potential line. Note that this agrees with the fact that electric field lines tell you the direction a positive charge would travel, since positive charges go from high potential (i.e. big voltage) to low potential (i.e. low voltage).

Electricity Problem Set

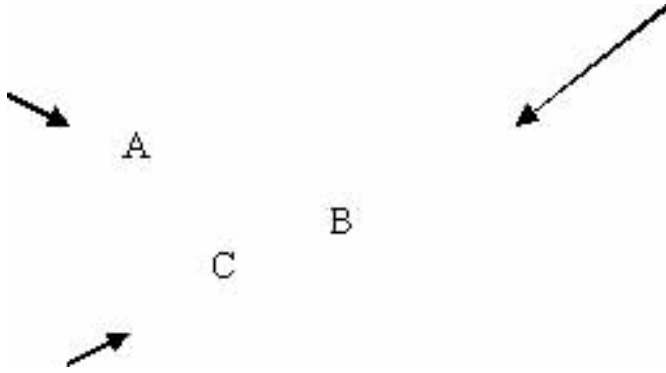
1. After sliding your feet across the rug, you touch the sink faucet and get shocked. Explain what is happening.
2. What is the net charge of the universe? Of your toaster?
3. As you slide your feet along the carpet, you pick up a net charge of $+4 \text{ mC}$. Which of the following is true?
 - a. You have an excess of 2.5×10^{16} electrons
 - b. You have an excess of 2.5×10^{19} electrons
 - c. You have an excess of 2.5×10^{16} protons
 - d. You have an excess of 2.5×10^{19} protons
4. You rub a glass rod with a piece of fur. If the rod now has a charge of $-0.6 \mu\text{C}$, how many electrons have been added to the rod?
 - a. 3.75×10^{18}
 - b. 3.75×10^{12}
 - c. 6000
 - d. 6.00×10^{12}
 - e. Not enough information
5. What is the direction of the electric field if an electron initially at rest begins to move in the North direction as a result of the field?
 - a. North
 - b. East
 - c. West
 - d. South
 - e. Not enough information



6. Two metal plates have gained excess electrons in differing amounts through the application of rabbit fur. The arrows indicate the direction of the electric field which has resulted. Three electric potential lines, labeled *A*, *B*, and *C* are shown. Order them from the greatest electric potential to the least.
- A, B, C*
 - C, B, A*
 - B, A, C*
 - B, C, A*
 - $A = B = C \dots$ they're all at the same potential

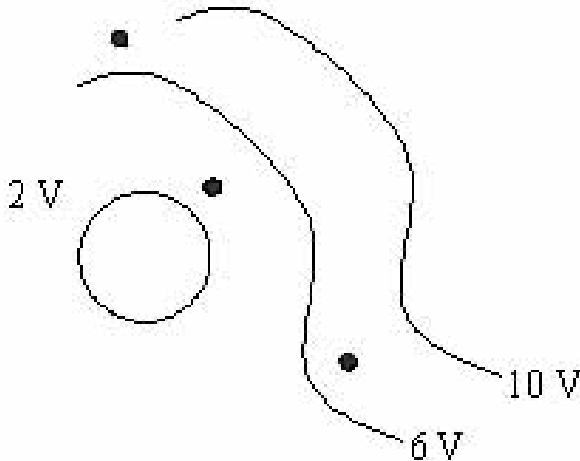
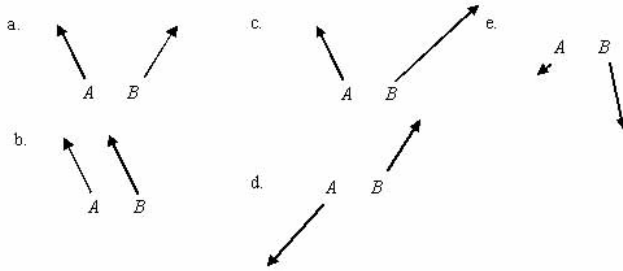


7. The diagram to the right shows a negatively charged electron. Order the electric potential lines from greatest to least.
- A, B, C*
 - C, B, A*
 - B, A, C*
 - B, C, A*
 - $A = B = C \dots$ they're all at the same electric potential
8. The three arrows shown here represent the magnitudes of the electric field and the directions at the tail end of each arrow. Consider the distribution of charges which would lead to this arrangement of electric fields. Which of the following is most likely to be the case here?



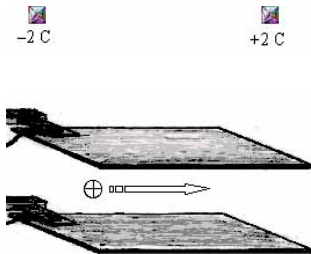
- A positive charge is located at point A
- A negative charge is located at point B
- A positive charge is located at point B and a negative charge is located at point C
- A positive charge is located at point A and a negative charge is located at point C
- Both answers a) and b) are possible

9. Particles A and B are both positively charged. The arrows shown indicate the direction of the *forces* acting on them due to an applied electric field (not shown in the picture). For each, draw in the electric field lines that would best match the observed force.



10. To the right are the electric potential lines for a certain arrangement of charges. Draw the direction of the electric field for all the black dots.

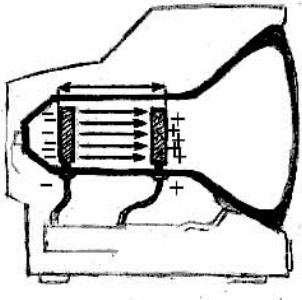
11. A suspended pith ball possessing $+10 \mu\text{C}$ of charge is placed 0.02 m away from a metal plate possessing $-6 \mu\text{C}$ of charge. a. Are these objects attracted or repulsed?
- b. What is the force on the negatively charged object?
- c. What is the force on the positively charged object?
12. Calculate the electric field a distance of 4.0 mm away from a $-2.0 \mu\text{C}$ charge. Then, calculate the force on a $-8.0 \mu\text{C}$ charge placed at this point.
13. Consider the hydrogen atom. Does the electron orbit the proton due to the force of gravity or the electric force? Calculate both forces and compare them. (You may need to look up what is inside the hydrogen atom to complete this problem.)
14. As a great magic trick, you will float your little sister in the air using the force of opposing electric charges. If your sister has 40 kg of mass and you wish to float her 0.5 m in the air, how much charge do you need to deposit both on her and on a metal plate directly below her? Assume an equal amount of charge on both the plate and your sister.
15. Copy the arrangement of charges below. Draw the electric field from the -2 C charge in one color and the electric field from the $+2 \text{ C}$ charge in a different color. Be sure to indicate the directions with arrows. Now take the individual electric field vectors, add them together, and draw the resultant vector. This is the electric field created by the two charges together.



16. A proton traveling to the right moves in-between the two large plates. A vertical electric field, pointing downwards with magnitude 3.0 N/C , is produced by the plates. a. What is the direction of the force on the proton when between the plates?
- b. Draw the electric field lines on the diagram.
- c. If the electric field is 3.0 N/C , what is the acceleration and direction of the proton in the region of the plates?
- d. Ignore the force of gravity (it is too small compared to electro force to be a factor) and sketch the path of the proton as it travels through the plates.
17. A molecule shown by the square object shown below contains an excess of 100 electrons. a. Draw with an arrow the electric field at point A , $2.0 \times 10^{-9} \text{ m}$ away?



- b. What is the value of the electric field at point A ?




18. Collisions of electrons with the surface of your television set give rise to the images you see. How are the electrons accelerated to high speed? Consider the following: two metal plates (The right hand one has small holes allow electrons to pass through to the surface of the screen.), separated by 30 cm, have a uniform electric field between them of 400 N/C.
- Find the force on an electron located at a point midway between the plates
 - Find the voltage difference between the two plates
 - Find the speed of the electron just before striking the front plate (the screen of your TV)

ANSWERS

- .
- .
- .
- .
- .
- .
- .
- .
- .
- .
- b. 1350 Nc. 1350 N
- a. 1.1×10^9 N/Cb. 9000 N
- $F_G = 1.0 \times 10^{-47}$ N and $F_e = 2.3 \times 10^{-8}$ N. The electric force is 39 orders of magnitudes bigger.
- 1.0×10^{-4} C
- .
- a. down b. Up 16 c, 5.5×10^{11} m/s²
- a. Toward the object b. 3.6×10^4 N/C to the left with a force of 2.8×10^{-7} N
- a. 6.4×10^{-17} Nb. 1300 V
c. 2.2×10^7 m/s

Chapter 14

Basic Physics-DC Electric Circuits



The Big Ideas:

The name *electric current* is the name given to the phenomenon that occurs when an electric field moves down a wire at close to the speed of light. *Voltage* is the electrical energy density that causes the electric current. *Resistance* is the amount a device in the wire resists the flow of current by converting electrical energy into other forms of energy. A device, the resistor, could be a light bulb, transferring electrical energy into heat and light or an electric motor that converts electric energy into mechanical energy. The difference in Voltage across a resistor or other electrical device is called the *voltage drop*.

In electric *circuits* (closed loops of wire with resistors and voltage sources) energy must be conserved. It follows that the algebraic sum of voltage drops and voltage sources, around any closed loop will equal zero.

In an electric *junction* there is more than one possible path for current to flow. For charge to be conserved at a junction the current into the junction must equal the current out of the junction.

Key Concepts:

- **Ohm's Law** $V = IR$ (Voltage drop equals current times resistance.)

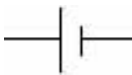


This is the main equation for electric circuits but it is often misused. In order to calculate the voltage drop across a light bulb use the formula: $V_{lightbulb} = I_{lightbulb}R_{lightbulb}$. For the *total* current flowing out of the power source, you need the *total* resistance of the circuit and the *total* current: $V_{total} = I_{total}R_{total}$.

- **Power** is the rate that energy is released. The units for power are Watts (W), which equal Joules per

second $[W] = [J]/[s]$. Therefore, a 60 W light bulb releases 60 Joules of energy every second.

The equations used to calculate the **power** dissipated in a circuit is $P = IV$. As with Ohm's Law, one must be careful not to mix apples with oranges. If you want the power of the entire circuit, then you multiply the *total* voltage of the power source by the *total* current coming out of the power source. If you want the power dissipated (i.e. released) by a light bulb, then you multiply the *voltage drop* across the light bulb by the *current going through that light bulb*.

Table 14.1

Name	Symbol	Electrical Symbol	Units	Analogy	Everyday device
Voltage	V		Volts (V)	A water dam with pipes coming out at different heights. The lower the pipe along the dam wall, the larger the water pressure, thus the higher the voltage.	Battery, the plugs in your house, etc.
Current	I		Amps (A) $A = C/s$	A river of water. Objects connected in series are all on the same river, thus receive the same current. Objects connected in parallel make the main river branch into smaller rivers. These guys all have different currents.	Whatever you plug into your wall sockets draws current
Resistance	R		Ohm (Ω)	If current is analogous to a river, then resistance is the amount of rocks in the river. The bigger the resistance the less current that flows	Light bulb, Toaster, etc.

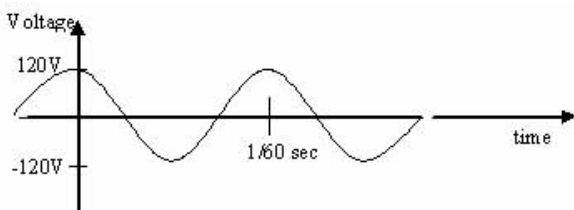
- **Resistors in Series:** All resistors are connected end to end. There is only one river, so they all receive the same current. But since there is a voltage drop across each resistor, they may all have different voltages across them. The more resistors in series the more rocks in the river, so the less current that flows.

$$R_{total} = R_1 + R_2 + R_3 + \dots$$

- **Resistors in Parallel:** All resistors are connected together at both ends. There are many rivers (i.e. The main river branches off into many other rivers), so all resistors receive different amounts of current. But since they are all connected to the same point at both ends they all receive the same voltage.

$$\frac{1}{R_{total}} = \frac{1}{R_1} + \frac{1}{R_2} + \frac{1}{R_3} + \dots$$

- **DC Power:** Voltage and current flow in one direction. Examples are batteries and the power supplies we use in class.
- **AC Power:** Voltage and current flow in alternate directions. In the US they reverse direction 60 times a second. (This is a more efficient way to transport electricity and electrical devices do not care which way it flows as long as current is flowing. Note: your TV and computer screen are actually flickering 60 times a second due to the alternating current that comes out of household plugs. Our eyesight does not work this fast, so we never notice it. However, if you film a TV or computer screen the effect is observable due to the mismatched frame rates of the camera and TV screen.) Electrical current coming out of your plug is an example.



- **Ammeter:** A device that measures electric current. You must break the circuit to measure the current. Ammeters have very low resistance; therefore you must wire them in series.
- **Voltmeter:** A device that measures voltage. In order to measure a voltage difference between two points, place the probes down on the wires for the two points. Do not break the circuit. Voltmeters have very high resistance; therefore you must wire them in parallel.
- **Voltage source:** A power source that produces fixed voltage regardless of what is hooked up to it. A battery is a real-life voltage source. A battery can be thought of as a perfect voltage source with a small resistor (called internal resistance) in series. The electric energy density produced by the chemistry of the battery is called **emf**, but the amount of voltage available from the battery is called **terminal voltage**. The terminal voltage equals the emf minus the voltage drop across the internal resistance (current of the external circuit times the internal resistance.)

Key Equations:

Table 14.2

<ul style="list-style-type: none"> • $I = \Delta q / \Delta t$;	current is the rate at which charge passes by; the units of current are Amperes ($1A = 1 C/s$).
<ul style="list-style-type: none"> • $\Delta V = IR$;	the current flow through a resistor depends on the applied electric potential difference across it; the units of resistance are Ohms ($1\Omega = 1 V/A$).
<ul style="list-style-type: none"> • $P = I \Delta V$;	the power dissipated by a resistor is the product of the current through the resistor and the applied electric potential difference across it; the units of power are Watts ($1 W = 1 J/s$).

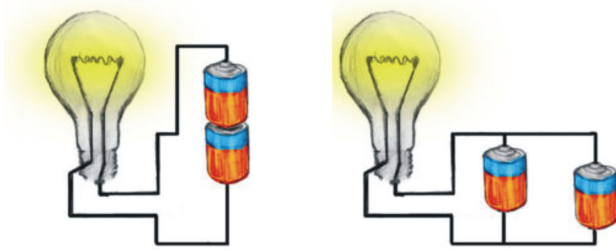
Electric Circuits Problem Set

- The current in a wire is 4.5 A.
 - How many coulombs per second are going through the wire?
 - How many electrons per second are going through the wire?
- A light bulb with resistance of 80Ω is connected to a 9 V battery.
 - What is the electric current going through it?
 - What is the power (i.e. wattage) dissipated in this light bulb with the 9 V battery?
 - How many electrons leave the battery every hour?
 - How many Joules of energy leave the battery every hour?
- A 120 V, 75 W light bulb is shining in your room and you ask yourself...
 - What is the resistance of the light bulb?
 - How bright would it shine with a 9 V battery (i.e. what is its power output)?
- A bird is standing on an electric transmission line carrying 3000 A of current. A wire like this has about $3.0 \times 10^{-5}\Omega$ of resistance per meter. The bird's feet are 6 cm apart. The bird, itself, has a resistance of about $4 \times 10^5\Omega$.

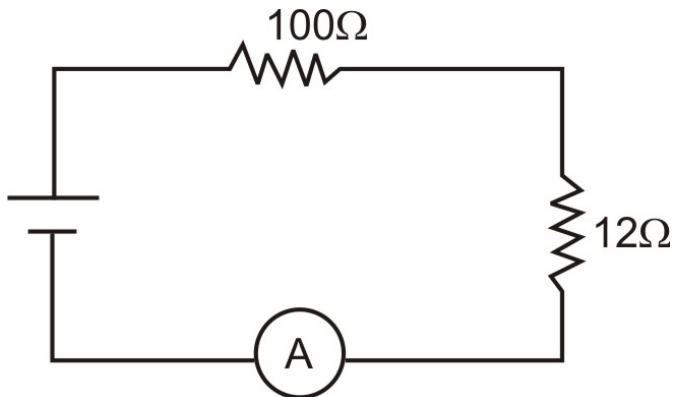


- What is the potential difference (i.e. voltage) across the birds two feet?
- What current goes through the bird?
- What is the power dissipated by the bird?
- By how many Joules of energy does the bird heat up every hour?

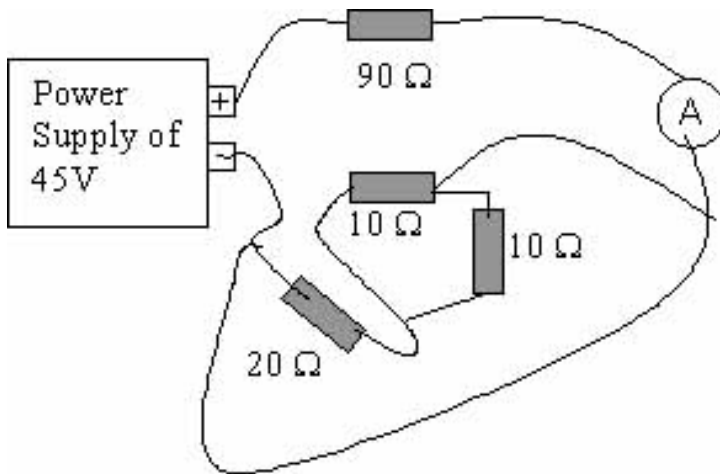
5. Which light bulb will shine brighter? Which light bulb will shine for a longer amount of time? Draw the schematic diagram for both situations. Note that the objects on the right are batteries, not resistors.



6. Regarding the circuit to the right.

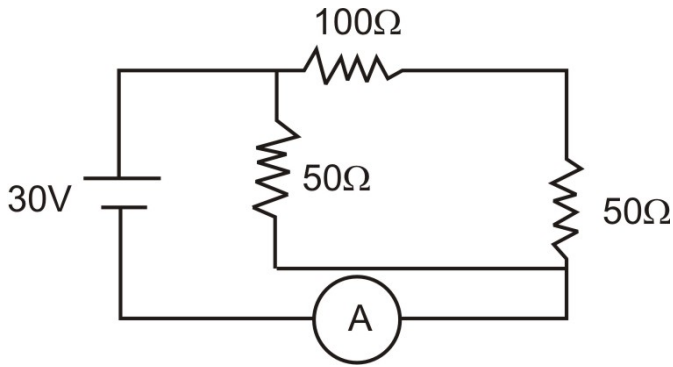
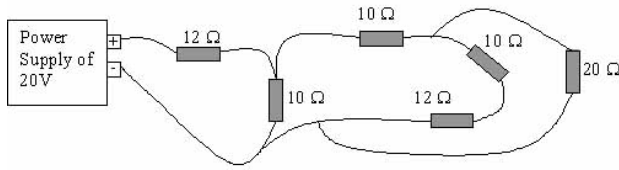


- If the ammeter reads 2 A, what is the voltage?
 - How many watts is the power supply supplying?
 - How many watts are dissipated in each resistor?
7. Three 82Ω resistors and one 12Ω resistor are wired in parallel with a 9 V battery. a. Draw the schematic diagram. b. What is the total resistance of the circuit?



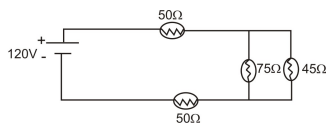
8. What will the ammeter read for the circuit shown to the right?

9. Draw the schematic of the circuit below.

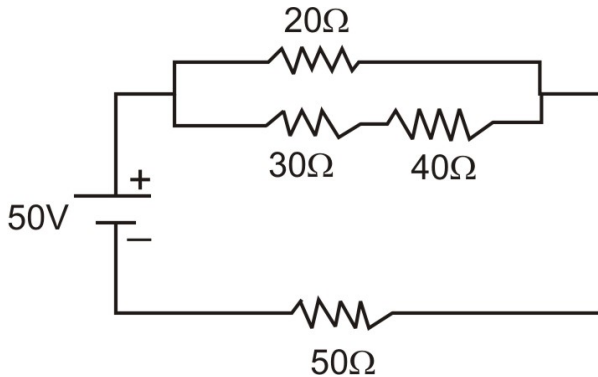


10. What does the ammeter read and which resistor is dissipating the most power?

11. Analyze the circuit below.



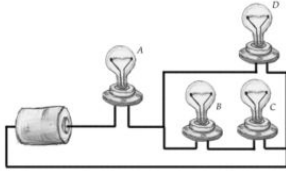
- Find the current going out of the power supply
- How many Joules per second of energy is the power supply giving out?
- Find the current going through the 75Ω light bulb.
- Find the current going through the 50Ω light bulbs (hint: it's the same, why?).
- Order the light bulbs in terms of brightness
- If they were all wired in parallel, order them in terms of brightness.



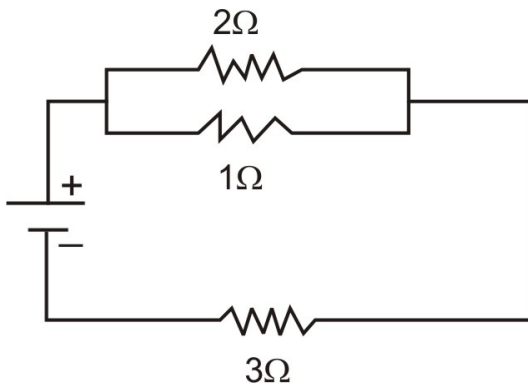
12. Find the total current output by the power supply and the power dissipated by the 20Ω resistor.

13. You have a 600 V power source, two 10Ω toasters that both run on 100 V and a 25Ω resistor. a. Show with a schematic diagram how you would wire them up so the toasters run properly.

- b. What is the power dissipated by the toasters?
 c. Where would you put the fuses to make sure the toasters don't draw more than 15 Amps?
14. Given three resistors, 200Ω , 300Ω and 600Ω and a 120 V power source connect them in a way to heat a container of water as rapidly as possible. a. Show the circuit diagram
 b. How many joules of heat are developed after 5 minutes?



15. Look at the following scheme of four identical light bulbs connected as shown. Answer the questions below giving a justification for your answer: a. Which of the four light bulbs is the brightest?
 b. Which light bulbs are the dimmest?
 c. Tell in the following cases which other light bulbs go out if:
 i. bulb *A* goes out
 ii. bulb *B* goes out
 iii. bulb *D* goes out
 d. Tell in the following cases which other light bulbs get dimmer, and which get brighter if:
 i. bulb *B* goes out
 ii. bulb *D* goes out
16. In the circuit shown here, the battery produces an *emf* of 1.5 V and has an internal resistance of 0.5Ω .



- a. Find the total resistance of the external circuit.
 b. Find the current drawn from the battery.
 c. Determine the terminal voltage of the battery
 d. Show the proper connection of an ammeter and a voltmeter that could measure voltage across and current through the 2Ω resistor. What measurements would these instruments read?
17. Students measuring an unknown resistor take the following measurements:

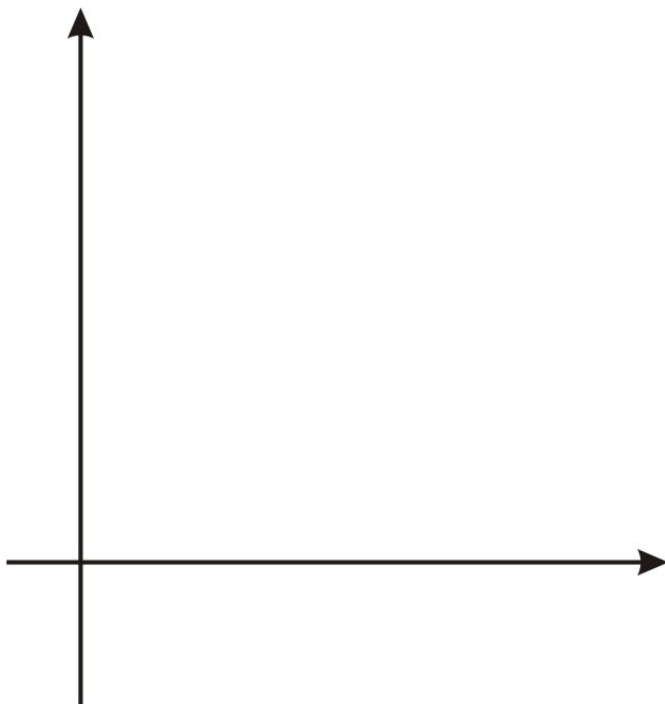
Table 14.3

Voltage (v)	Current (a)
15	.11
12	.08
10	.068
8	.052
6	.04
4	.025
2	.01

18.

19. a. Show a circuit diagram with the connections to the power supply, ammeter and voltmeter.

20.



21. b. Graph voltage vs. current either here by hand or on the computer; find the best-fit straight line.
 c. Use this line to determine the resistance. d. How confident can you be of the results? e. Use the graph to determine the current if the voltage were

22. 13 V

23. .

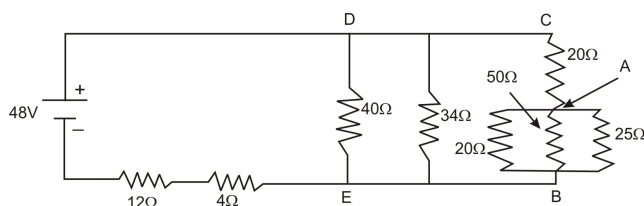
ANSWERS

1. a. $4.5C$ b. 2.8×10^{19} electrons

2. a. 0.11 A b. 1.0 W
c. 2.5×10^{21} electrons
d. 3636 W
3. a. 192Ω b. 0.42 W
4. a. 5.4 mV b. 1.4×10^{-8} A
c. 7.3×10^{-11} W, not a lot
d. 2.6×10^{-7} J
5. left = brighter, right = longer
6. a. 224 V b. 448 W
c. 400 W by 100Ω and 48 W by 12Ω
7. b. 8.3Ω
8. 0.5 A
9. .
10. 0.8 A and the 50Ω on the left
11. a. 0.94 A b. 112 W
c. 0.35 A
d. 0.94 A
e. 50, 45, 75Ω
f. dimmer; total resistance increases
g. 45Ω
12. a. 0.76 A b. 7.0 W
13. b. 1000 W
14. discuss in class
15. a. lightbulb A b. lightbulbs B,C
c. i. All
ii. C
iii. None
d. i. A dimmer, D brighter, C out
ii. A dimmer, B,C brighter
16. a. 3.66Ω b. 0.36 A
c. 1.32 V
17. .

OPTIONAL PROBLEM

- Refer to the circuit diagram below and answer the following questions.
 - What is the resistance between A and B ?
 - What is the resistance between C and B ?
 - What is the resistance between D and E ?
 - What is the the total equivalent resistance of the circuit?
 - What is the current leaving the battery?
 - What is the voltage drop across the 12Ω resistor?
 - What is the voltage drop between D and E ?
 - What is the voltage drop between A and B ?
 - What is the current through the 25Ω resistor?
 - What is the total energy dissipated in the 25Ω if it is in use for 11 hours?



ANSWERS

- 9.1Ω
 - 29.1Ω
 - 10.8Ω
 - 26.8Ω
 - 1.8 A
 - 21.5 V
 - 19.4 V
 - 6.1 V
 - 0.24 A
 - 16 kW